

Low Temperature Detectors for Neutrino Physics

Angelo Nucciotti

*Dip. di Fisica "G. Occhialini", Università di Milano-Bicocca, Italia
INFN - Sezione di Milano-Bicocca, Italia*

15th International Workshop on

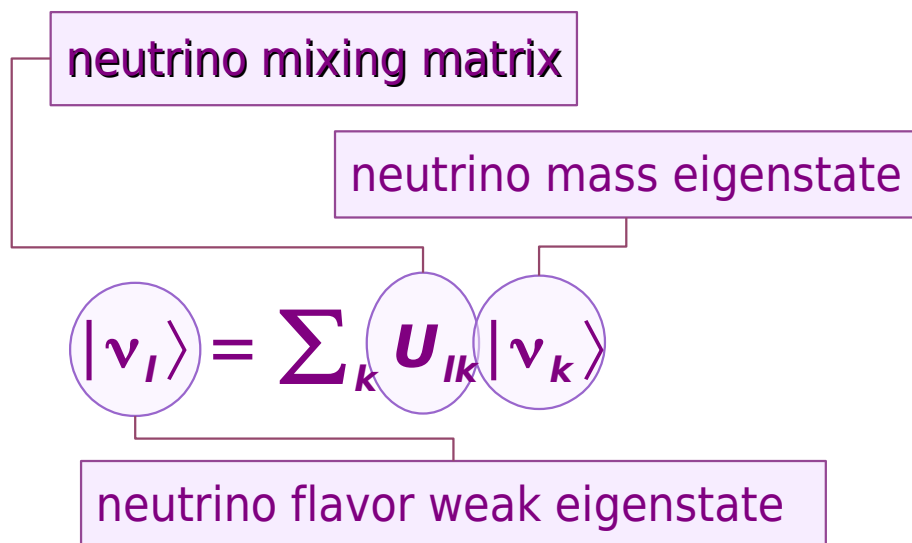
Low Temperature Detectors



- **neutrino properties**
 - open questions
 - anomalies
 - unobserved phenomenologies
- **experimental tools for the challenge**
 - role of low temperature detectors (LTD)
- **neutrinoless double beta decay searches**
- **direct neutrino mass measurements**
- **coherent scattering experiments**

Neutrino properties

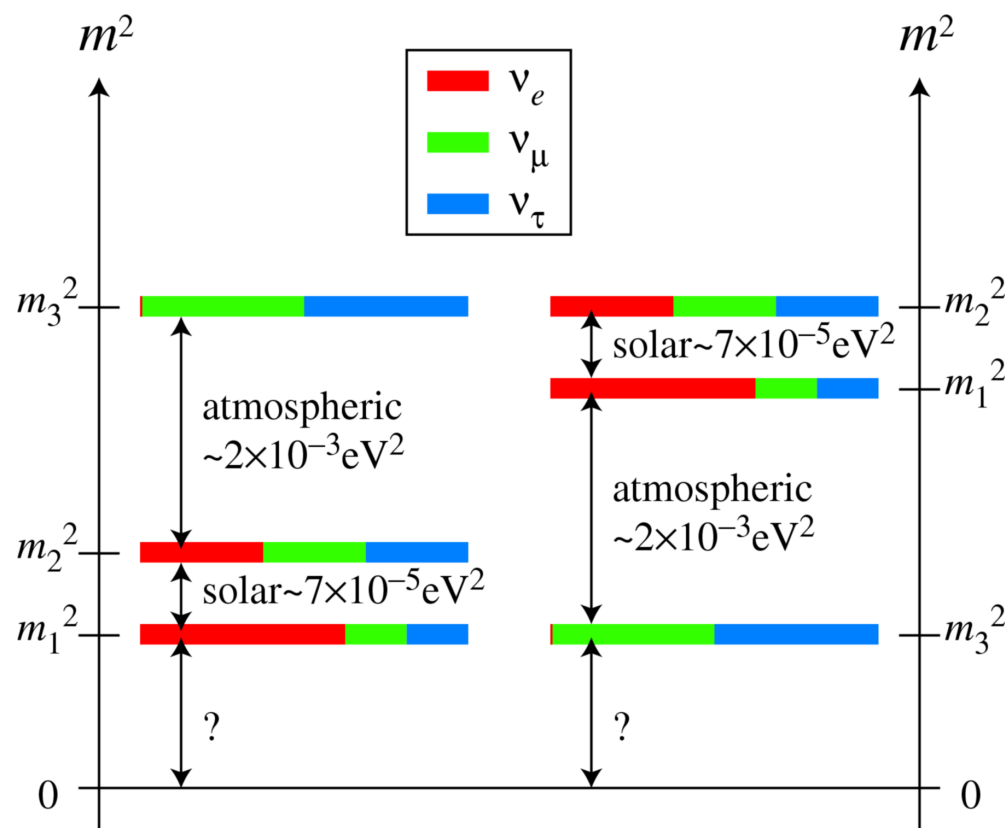
- neutrinos are massive fermions
- there are 3 active neutrino flavors
- neutrinos flavor states are mixture of mass states



→ neutrino oscillation experiments measure

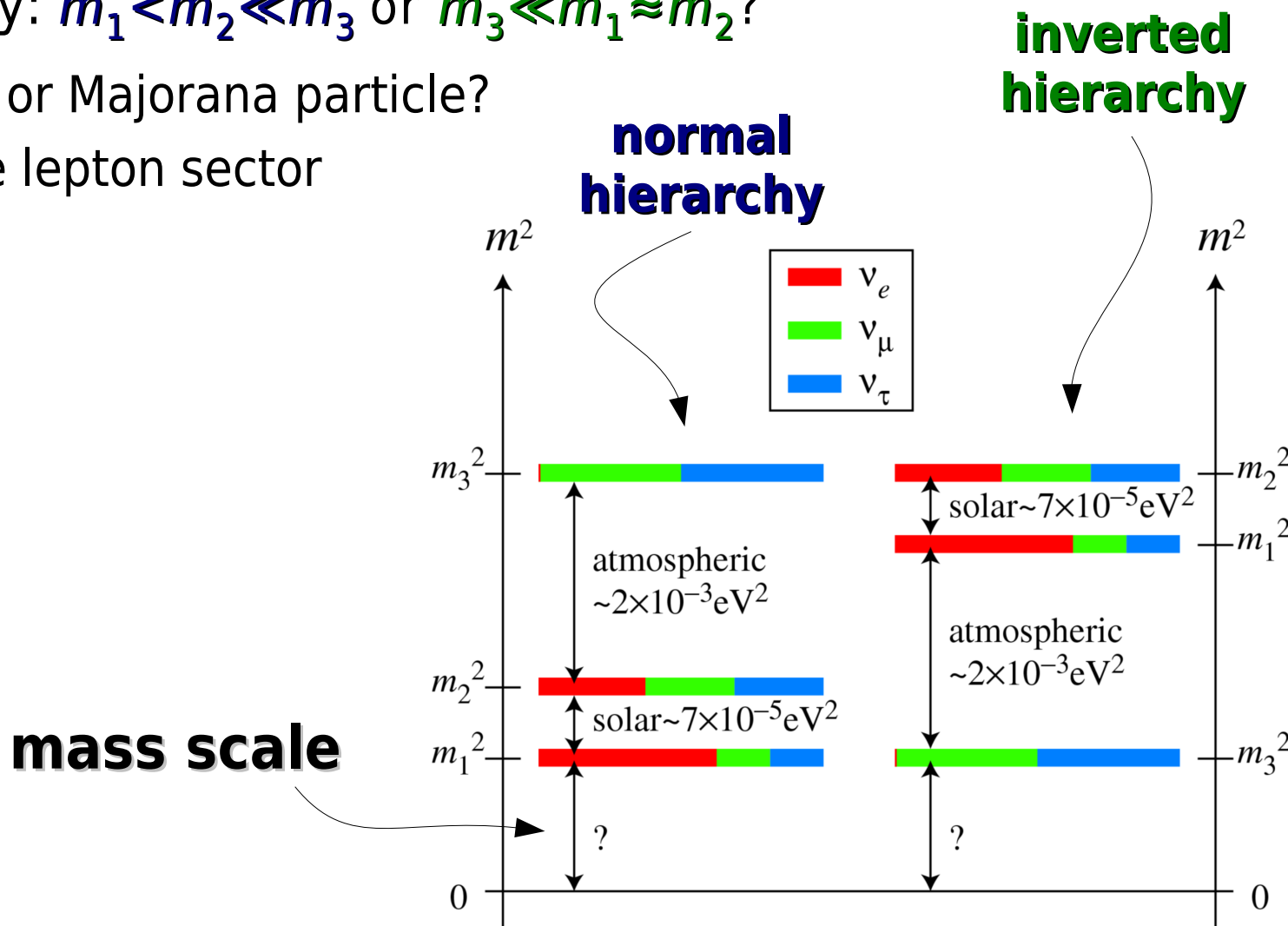
$$\Delta m_{ik}^2 = |m_i^2 - m_k^2|$$

$$\sin^2 2\theta_{ik} = f(|U_{Ik}|^2)$$



Neutrino open questions

- mass scale: i.e. mass of the lightest ν
- degenerate ($m_1 \approx m_2 \approx m_3$) or hierarchical masses
 - ▶ mass hierarchy: $m_1 < m_2 \ll m_3$ or $m_3 \ll m_1 \approx m_2$?
- $\nu = \bar{\nu}$? i.e. Dirac or Majorana particle?
- CP violation in the lepton sector



Anomalies and unobserved phenomenologies

- there are **anomalies** in data from
 - ▶ past reactor oscillation experiments (reanalyzed)
 - ▶ short baseline accelerator oscillation experiments (LSND, MiniBOONE)
 - ▶ solar experiment calibration with neutrino sources (GALLEX)
- call for 4th neutrino mass state $\nu_4 \rightarrow$ **sterile neutrino**

$$\Delta m^2 \approx 1 \text{ eV} \quad \text{and} \quad \sin^2 2\theta \gtrsim 0.1$$

- Sterile (Right Handed) neutrinos are a natural extension to the Standard Model to include the mass of active neutrinos (ν MSM)
 - ▶ sterile neutrino in the **keV mass range** are perfect candidate as **Warm Dark Matter (WDM)** particles
- **Standard Model also predicts:**
 - ▶ coherent neutrino scattering on nuclei \rightarrow never observed!
 - ▶ cosmic neutrino background (CvB) \rightarrow never observed!

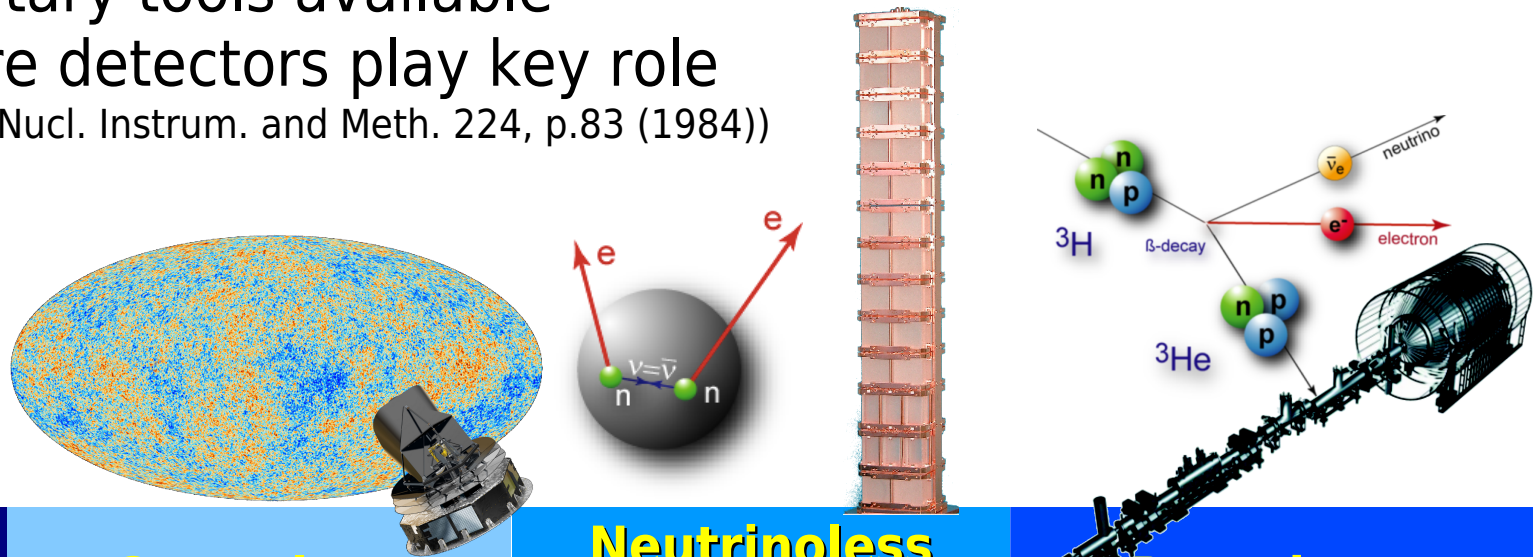
\rightarrow neutrinos probe physics beyond Standard Model

Experimental tools / 1

three complementary tools available

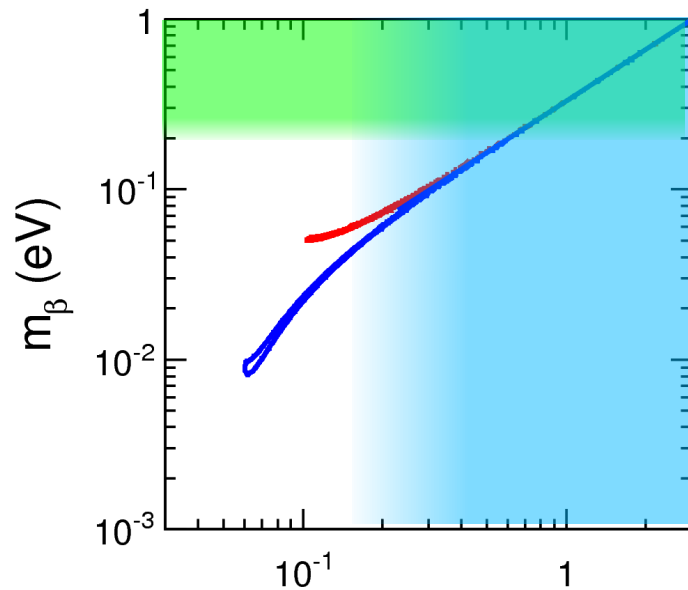
→ low temperature detectors play key role

(E. Fiorini and T. Niinikoski, Nucl. Instrum. and Meth. 224, p.83 (1984))



tool	Cosmology CMB+LSS+...	Neutrinoless Double Beta decay	Beta decay end-point
observable	$m_{\Sigma} = \sum_k m_{\nu_k}$	$m_{\beta\beta} = \sum_k m_{\nu_k} U_{ek}^2 $	$m_{\beta} = (\sum_k m_{\nu_k}^2 U_{ek} ^2)^{1/2}$
present sensitivity	≈0.1 eV	≈0.1 eV	2 eV
future sensitivity	0.01 eV	0.01 eV	0.2 eV
model dependency	yes ☹️	yes ☹️	no 😊
systematics	large ☹️	yes 😊	large ☹️

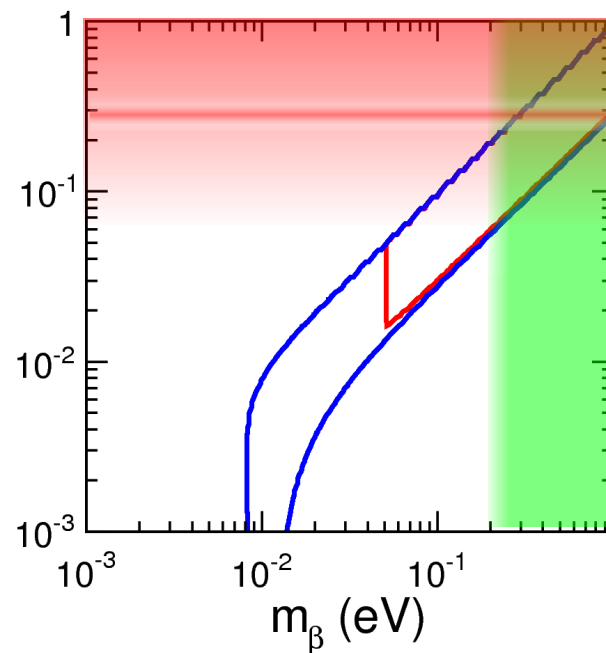
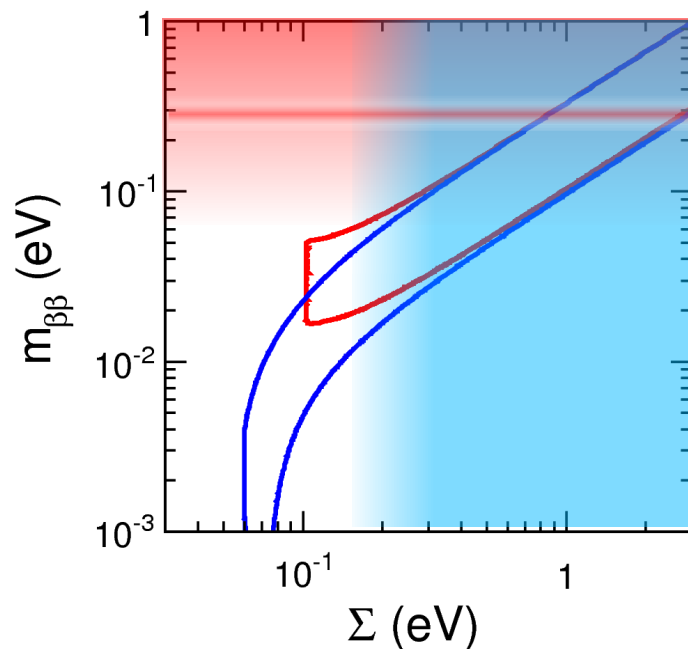
The Challenge: mass hierarchy



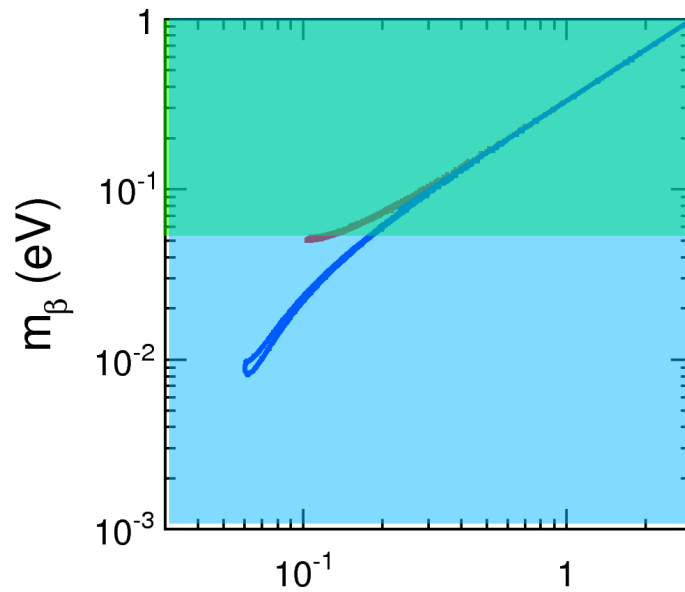
expected in the next ≈ 5 years

— 2σ (NH)
— 2σ (IH)

claim for $\beta\beta-0\nu$ observation in ^{76}Ge
HV. Klapdor-Kleingrothaus et al.
Mod. Phys. Lett. A, 21 (2006) 1547

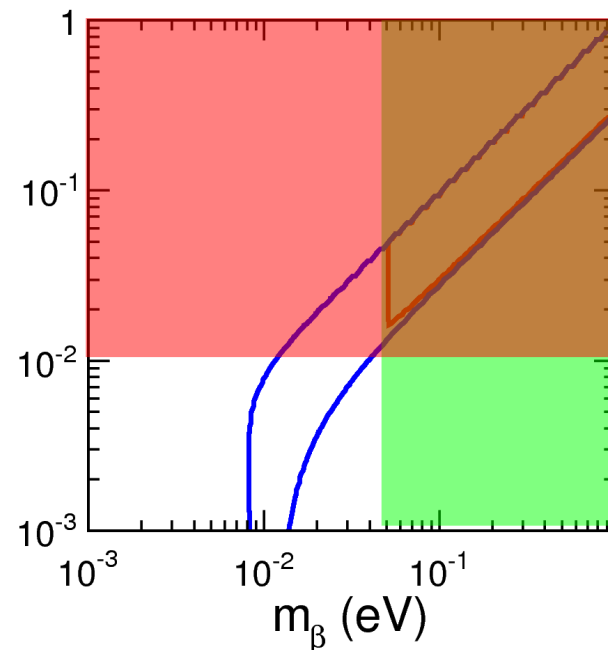
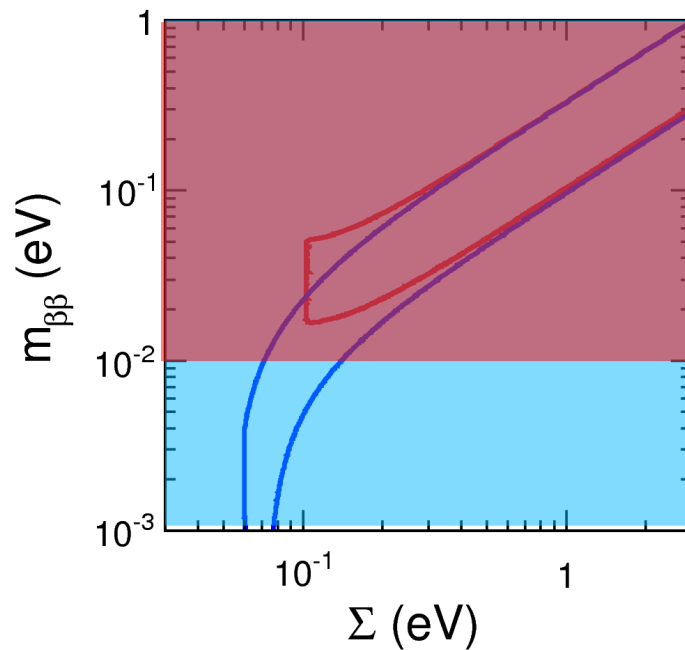


The Challenge: mass hierarchy

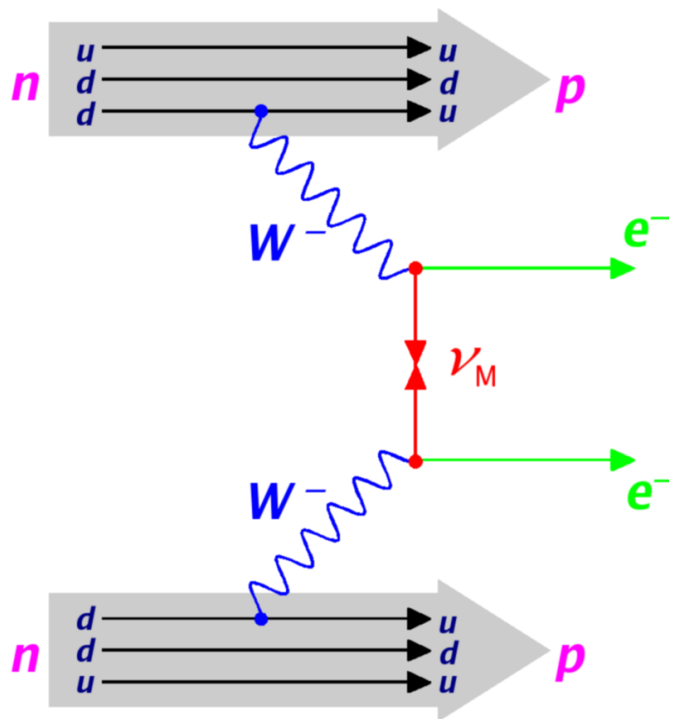


goal for the next 10-20 years
→ will LTD contribute?

— 2σ (NH)
— 2σ (IH)



$\beta\beta-0\nu$ and neutrino properties



- a virtual neutrino is exchanged
 - ▶ neutrino must have **mass** to allow helicity non conservation $\Rightarrow \Delta H=2$
 - ▶ neutrino must be a **Majorana particle** to allow lepton number violation $\Rightarrow \Delta L=2$

$$\beta\beta-0\nu \Leftrightarrow \begin{matrix} m_\nu \neq 0 \\ \nu \equiv \bar{\nu} \end{matrix}$$

▲ these conditions hold even if **other mechanisms** are possible and may dominate

light Majorana ν mediated $\beta\beta-0\nu$ decay rate $\frac{1}{\tau_{1/2}^{0\nu}} = \frac{\langle m_\nu \rangle^2}{m_e^2} \cdot F_N$

nuclear structure factor

$$F_N \equiv G^{0\nu}(Q_{\beta\beta}, Z) |M^{0\nu}|^2$$

phase space

nuclear matrix element

effective neutrino Majorana mass

$$\langle m_\nu \rangle \equiv \left| \sum_k m_{\nu_k} \eta_k |U_{ek}|^2 \right| \equiv m_{\beta\beta}$$

CP phases

neutrino mixing matrix

$\beta\beta$ - 0ν and neutrino properties / 2

$$\frac{1}{\tau_{1/2}^{0\nu}} = \frac{m_{\beta\beta}^2}{m_e^2} \cdot F_N$$

$$F_N \equiv G^{0\nu}(Q_{\beta\beta}, Z) |M^{0\nu}|^2$$

■ Model dependencies

- ▶ $\beta\beta$ - 0ν always needs Majorana neutrinos to happen
- ▶ $\beta\beta$ - 0ν lifetime $\tau_{1/2}^{0\nu}$ measures $m_{\beta\beta}$ only for the light Majorana neutrino exchange mechanism

■ Systematics

- ▶ uncertainties in $|M^{0\nu}|$

■ Cure

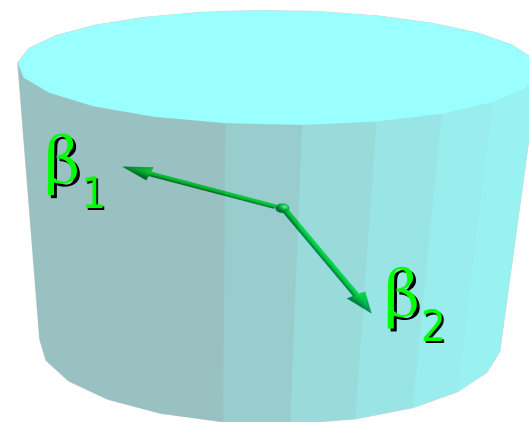
- ▶ study as many isotopes as possible
- ▶ analyze topology and energy spectrum of emitted electrons
- ▶ ... hope for Majorana neutrinos

Experimental approaches for $\beta\beta-0\nu$

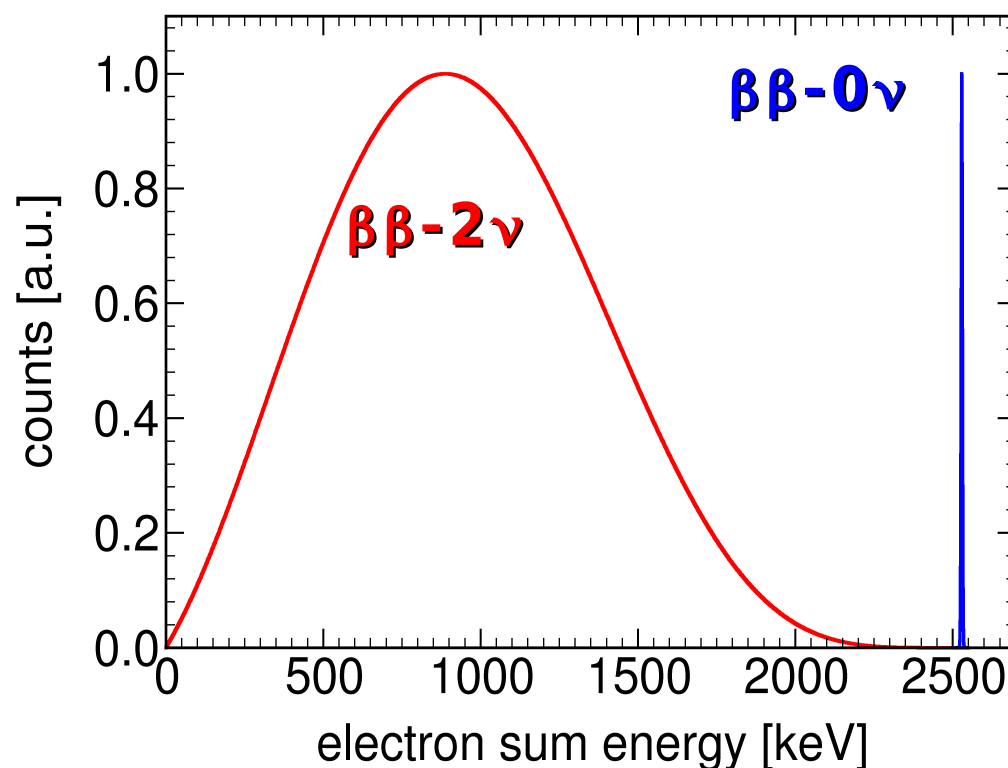
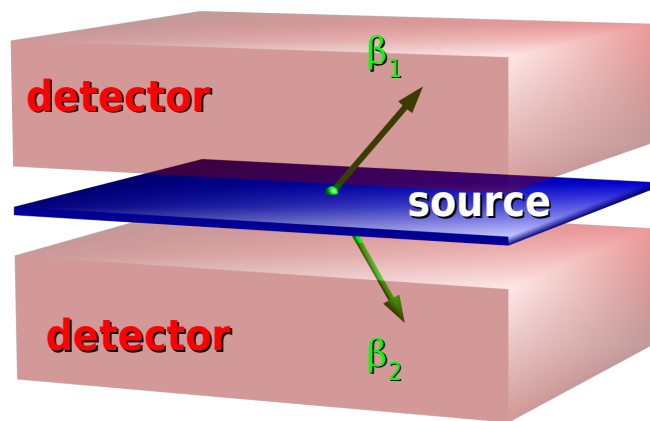
Source \subseteq detector (calorimetry)

- detector measures sum energy $E = E_{\beta_1} + E_{\beta_2}$
 - ▶ $\beta\beta-0\nu$ signature: a peak at transition energy $Q_{\beta\beta}$
- scintillators, bolometers, semiconductor diodes, gas chambers
 - ▲ large masses
 - ▲ high efficiency
 - ▲ many isotopes possible
- depending on technique
 - high energy resolution (bolometers, semiconductors)
 - moderate topology recognition (Xe TPC, semiconductors)

detector



Source \neq detector ...



Experimental sensitivity for $\beta\beta-0\nu$

$$\langle m_\nu \rangle \propto \sqrt{1/\tau_{1/2}^{0\nu}}$$

Experimental $\beta\beta-0\nu$ rate

- with $N_{\beta\beta}$ decays observed



number of active nuclei $N_{nuclei} = i.a. \mathcal{X}_A M / A$

$$\tau_{1/2}^{0\nu} = \ln 2 \frac{\epsilon N_{nuclei} t_{meas}}{N_{\beta\beta}}$$

measuring time [y]

detector mass [kg]

detector efficiency

Experimental sensitivity to $\tau_{1/2}^{0\nu}$

- with no decay observed (Gaussian regime)

► $N_{\beta\beta} \leq (bkg \cdot \Delta E \cdot M \cdot t_{meas})^{1/2}$ at 1σ



$$\sum (\tau_{1/2}^{0\nu}) \propto \epsilon \cdot \frac{i.a.}{A} \sqrt{\frac{M t_{meas}}{\Delta E \cdot bkg}}$$

isotopic abundance
atomic number

energy resolution [keV]

specific background [c/keV/kg/y]

► for $bkg=0 \Rightarrow N_{\beta} \leq 1.13$ at 68%

$$\sum (\tau_{1/2}^{0\nu}) \propto \frac{\epsilon i.a.}{A} M t_{meas}$$

Experiments: running, commissioning, R&D, ...

Collaboration	Isotope	Technique	mass ($0\nu\beta\beta$ isotope)	Status
CANDLES	Ca-48	305 kg CaF ₂ crystals - liq. scint	0.3 kg	Construction
CARVEL	Ca-48	⁴⁸ CaWO ₄ crystal scint.	~ tonne	R&D
GERDA I	Ge-76	Ge diodes in LAr	15 kg	Operating
II		Point contact Ge in LAr	30-35 kg	Construction
MAJORANA DEMONSTRATOR	Ge-76	Point contact Ge	30 kg	Construction
1TGe (GERDA & MAJORANA)	Ge-76	Best technology from GERDA and MAJORANA	~ tonne	R&D
NEMO3	Mo-100 Se-82	Foils with tracking	6.9 kg 0.9 kg	Complete
SuperNEMO Demonstrator	Se-82	Foils with tracking	7 kg	Construction
SuperNEMO	Se-82	Foils with tracking	100 kg	R&D
LUCIFER	Se-82	ZnSe scint. bolometer	18 kg	R&D
AMoRE	Mo-100	CaMoO ₄ scint. bolometer	50 kg	R&D
MOON	Mo-100	Mo sheets	200 kg	R&D
COBRA	Cd-116	CdZnTe detectors	10 kg 183 kg	R&D
CUORICINO	Te-130	TeO ₂ Bolometer	10 kg	Complete
CUORE-0	Te-130	TeO ₂ Bolometer	11 kg	Commissioning
CUORE	Te-130	TeO ₂ Bolometer	206 kg	Construction
KamLAND-ZEN	Xe-136	2.7% in liquid scint.	380 kg	Operating
NEXT-100	Xe-136	High pressure Xe TPC	80 kg	Construction
EXO200	Xe-136	Xe liquid TPC	160 kg	Operating
nEXO	Xe-136	Xe liquid TPC	~ tonne	R&D
DCBA	Nd-150	Nd foils & tracking chambers	20 kg	R&D
SNO+	Nd-150	0.1% ^{nat} Nd suspended in Scint	55 kg	Construction

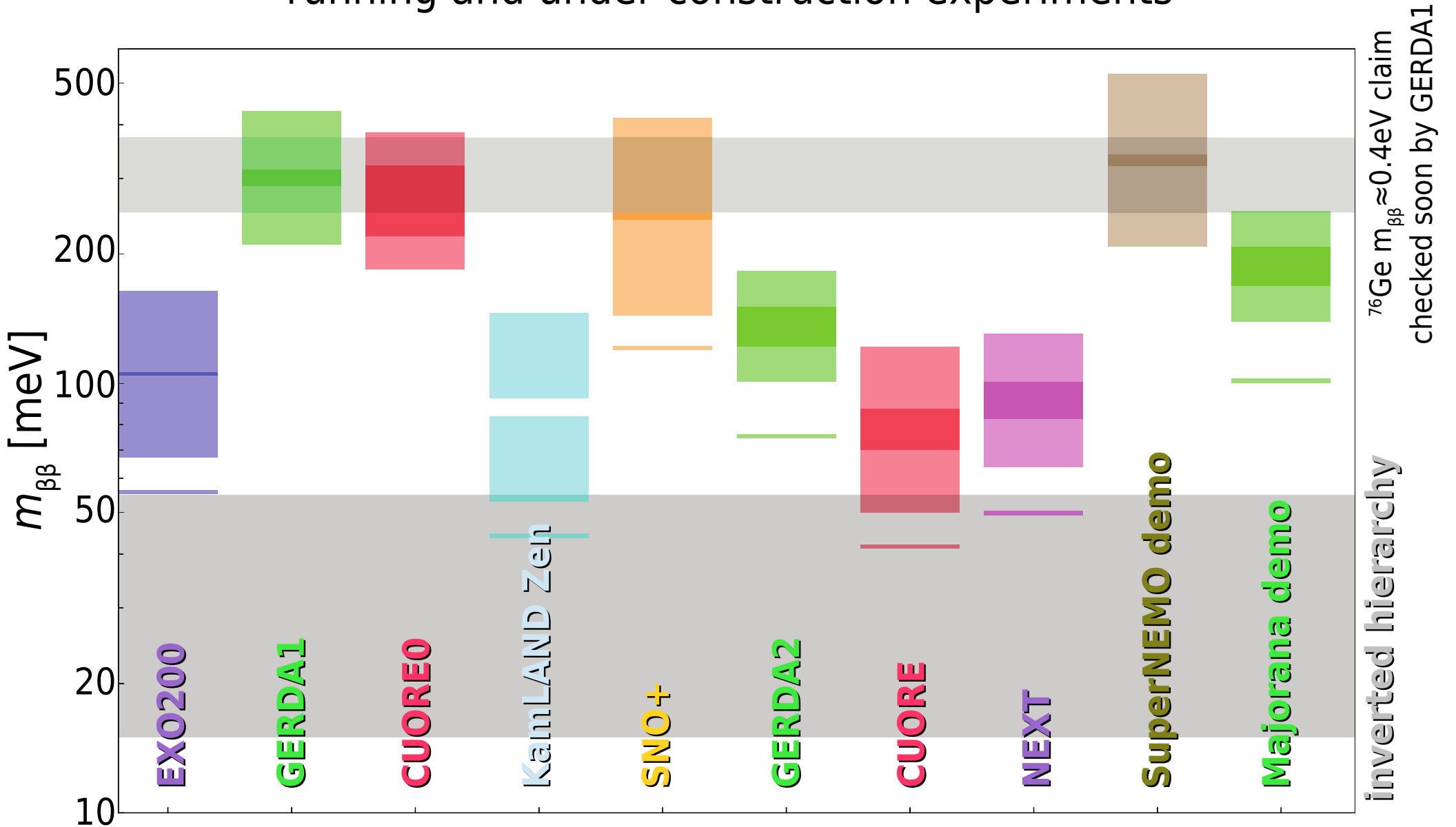
all calorimeters
except
NEMO3
SuperNEMO
MOON
DCBA

L. Cardani, talk, Fri 11:15
G.B. Kim, talk, Fri 11:30
M. Loidl, poster, Mon 210
M. Mancuso, poster, Tue 107
S. Di Domizio, poster, Fri 211

L. Canonica, talk, Fri 10:15
E. Ferri, poster, Fri 300
L. Taffarello, poster, Fri 210

Sensitivity reach

running and under construction experiments



adapted from JJ Gomez-Cadenas, Riv. Nuovo. Cim. 35 (2012) 29

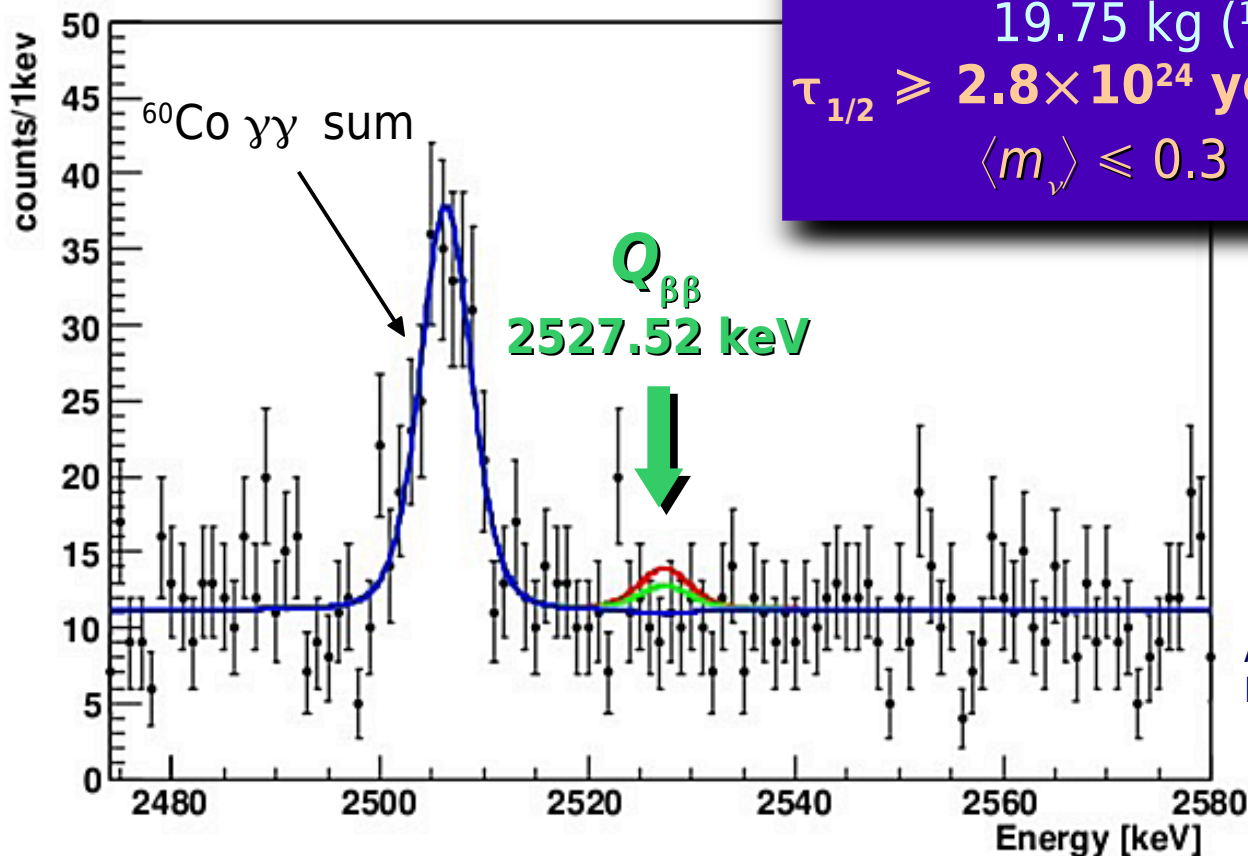
Thermal detectors for $\beta\beta-0\nu$ searches

- ▲ true calorimeters
- ▲ high energy resolution
- ▲ large masses
- ▲ material choice
 - ▶ high Q above environmental γ (>2615 keV) or β (>3270 keV)
 - ▶ high natural abundance (or low enrichment cost)
 - ▶ good for particle identification by PSD and/or simultaneous light detection
- ▼ slow \rightarrow $\beta\beta-2\nu$ pile-up background

Nucleus	A.I.	Q-value	Good materials
	[%]	[keV]	
^{76}Ge	7.8	2039	Ge
^{130}Te	33.8	2527	TeO ₂
^{116}Cd	7.5	2802	CdWO ₄ CdMoO ₄
^{82}Se	9.2	2995	ZnSe
^{100}Mo	9.6	3034	PbMoO ₄ CaMoO ₄ SrMoO ₄ CdMoO ₄ ZnMoO ₄ Li ₂ MoO ₄ MgMoO ₄
^{96}Zr	2.8	3350	ZrO ₂
^{150}Nd	5.6	3367	NONE
^{48}Ca	0.187	4270	CaF ₂ CaMoO ₄

CUORICINO final results

- duty cycle ~45% (RUN II 05/2004-06/2008)
- total exposure **19.75 kg (^{130}Te) \times years**
- energy resolution FWHM $\Delta E = 8$ keV at $Q_{\beta\beta}$ ($\sigma_E = 1.3\%$)
- anti-coincidence applied to reduce surface U/Th background and external γ s
- background mainly from U/Th on Cu and TeO_2 surfaces (α and β)
 - ▶ $b \approx 0.169$ c/keV/kg/y at $Q_{\beta\beta}$

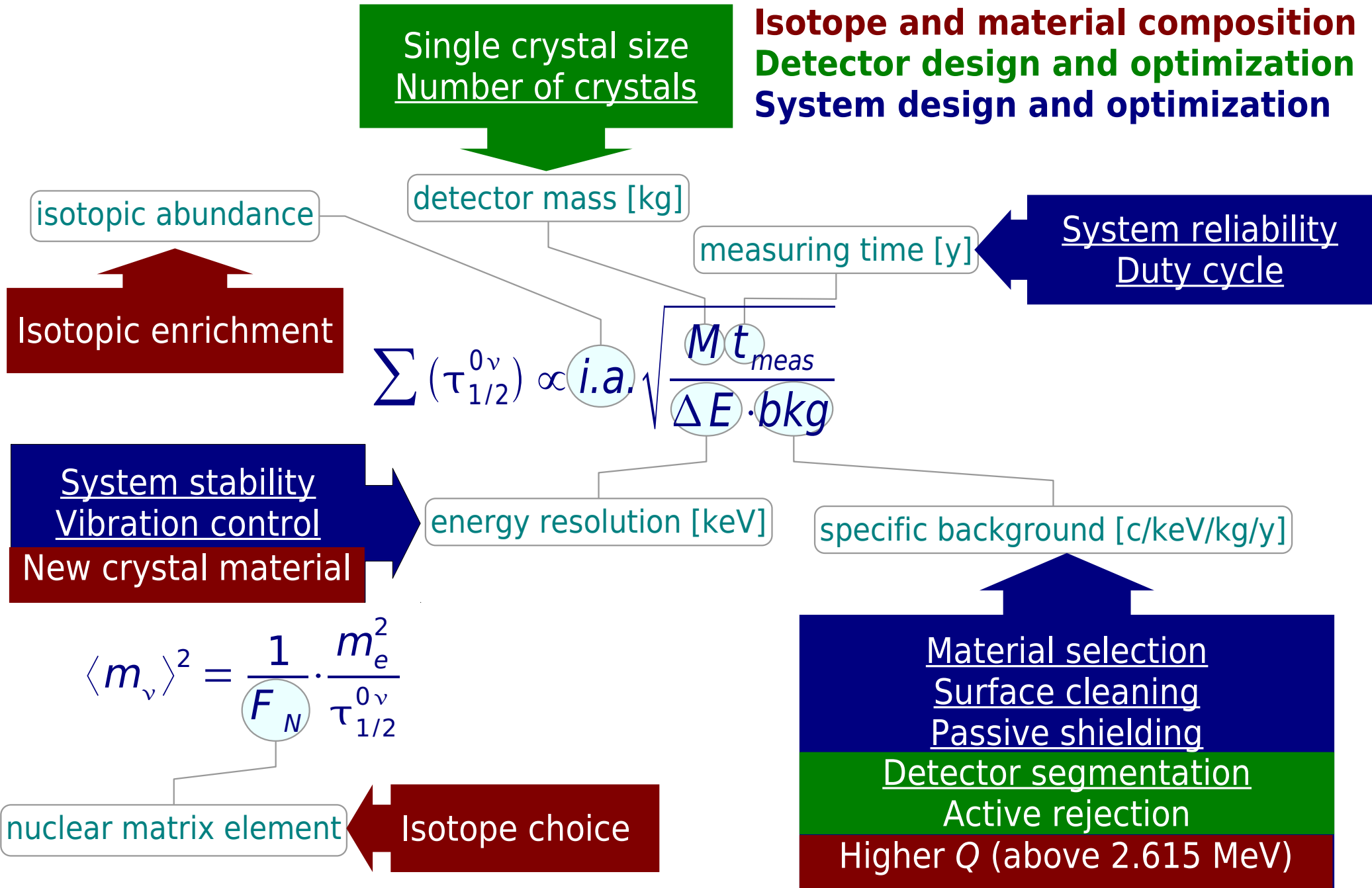


anti-coincidence sum spectrum
19.75 kg (^{130}Te) \times y
 $\tau_{1/2} \geq 2.8 \times 10^{24}$ years at 90% C.L.
 $\langle m_{\nu} \rangle \leq 0.3 \div 0.7$ eV *

* Nuclear Matrix Elements from
1 Šimkovic et al., PRC 77 (2008) 045503
2 Civitarese et al., JoP:Conference series
173 (2009) 012012
3 Menéndez et al., NPA 818 (2009) 139
4 Barea and Iachello, PRC 79 (2009) 044301

A. Arnaboldi et al., Phys. Rev C, 78 (2008) 035502
E. Andreotti et al., Astropart. Phys. 34 (2011) 822

How to improve CUORICINO sensitivity on $\beta\beta-0\nu$



CUORE (vs. Cuoricino)

■ **CUORE**: **C**ryogenic **U**nderground **O**bservatory for **R**are **E**vents

■ improve $\times 10$ the Cuoricino sensitivity on $\langle m_\nu \rangle$

■ i.e. improve $\times 100$ the Cuoricino sensitivity on $\tau_{1/2}$

$$\sum (\tau_{1/2}^{0\nu}) \propto \sqrt{\frac{M t_{meas}}{\Delta E \cdot bkg}}$$

▶ increase total detector mass $M \times 18$

■ 988 crystal natural TeO_2 750 g crystals \Rightarrow total mass 740 kg $\text{TeO}_2 \Rightarrow$ 206 kg of ^{130}Te

▶ increase measuring time $t_{meas} \times 5$

■ improve duty cycle

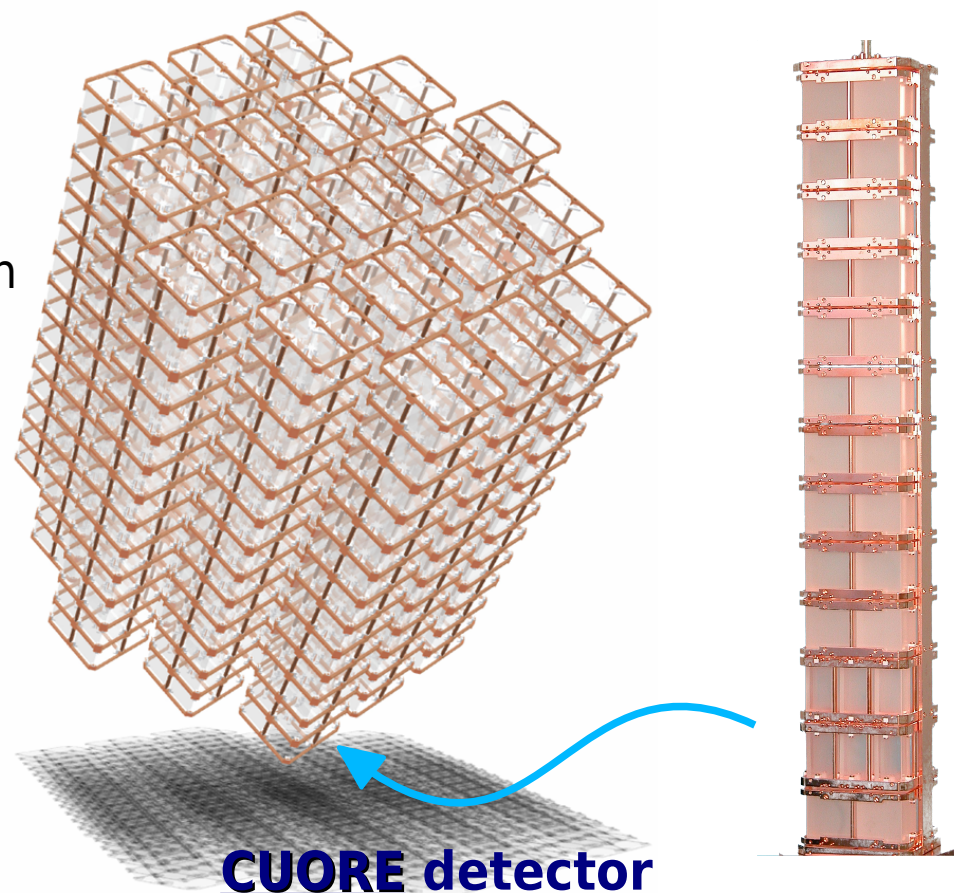
▶ reduce background $bkg \div 100$

■ improve shielding and material selection

■ better surface cleaning

■ improve detector design

■ use coincidence cuts



19 towers - 52 detectors each



CUORE sensitivity potential

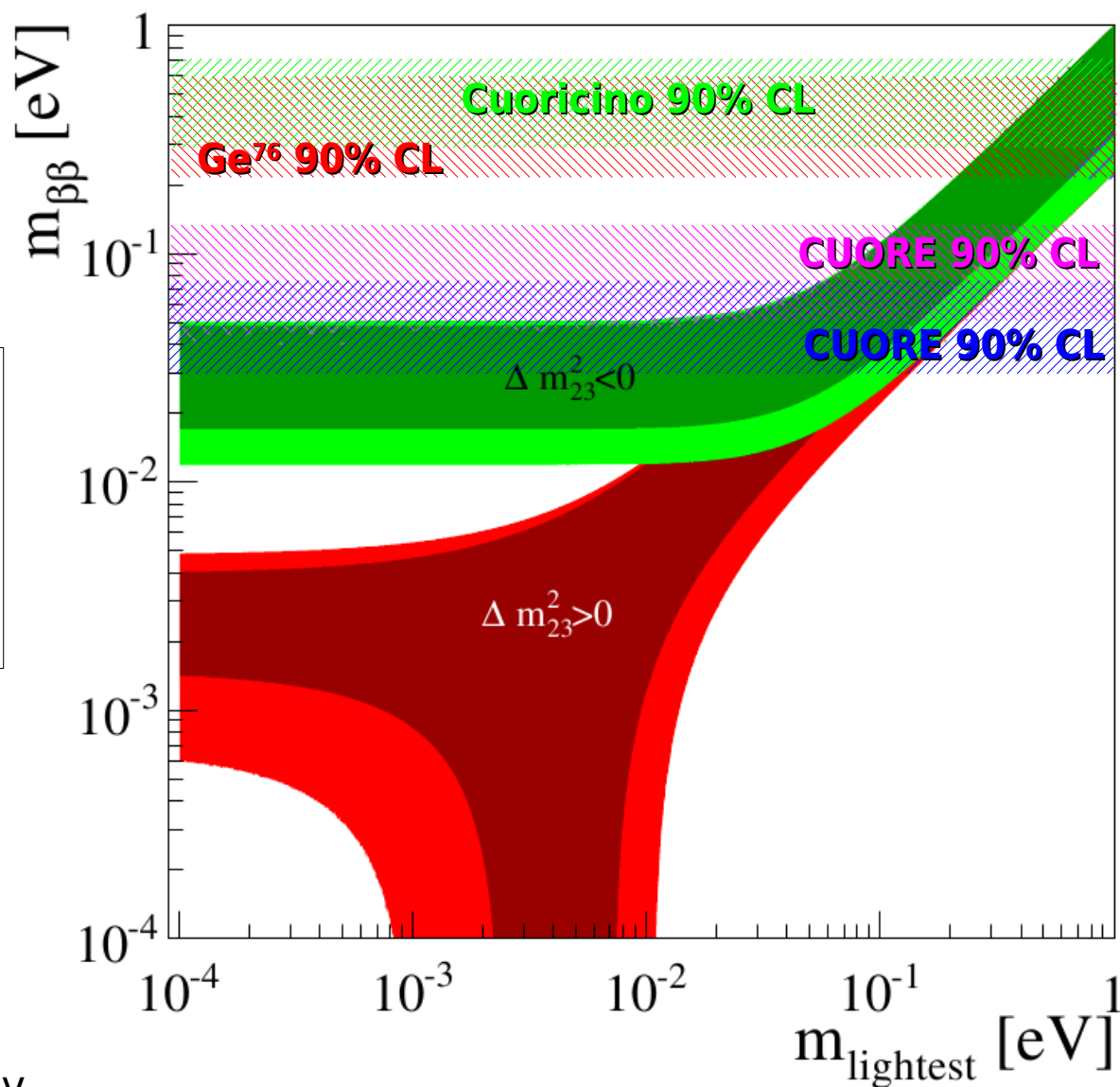
- sensitivity depends strongly on **background** level
- **NME uncertainties** broaden the sensitivity expectations *

90% CL sensitivity in 5 years

bkg	DE	$t_{1/2}^{0\nu}$	$\langle m_\nu \rangle$
[c/keV/kg/y]	[keV]	[y]	[meV]
0.01	5	1.0×10^{26}	$50 \div 129$
0.001	5	2.8×10^{26}	$30 \div 77$

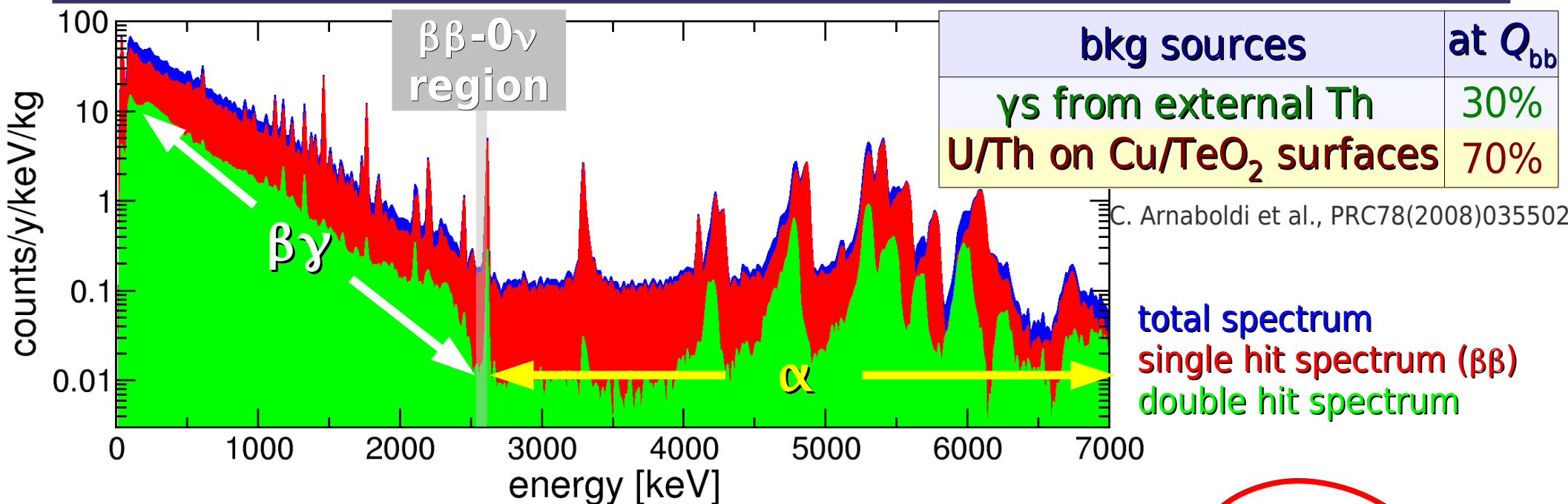
Nuclear Matrix Elements from:




Poves et al., NPA 818 (2009) 139; Faessler et al., JoP G: Nucl. Part. Phys. 39 (2012) 124006; Fang et al., PRC 83 (2011) 034320; Suhonen et al., JoP G: Nucl. Part. Phys. 39 (2012) 124005; Iachello et al., PRC 87 (2013) 014315; P.K. Rath et al., Phys. Rev. C82 064310 (2010); T. R. Rodriguez et al., Phys. Rev. Lett 105 252503 (2010)

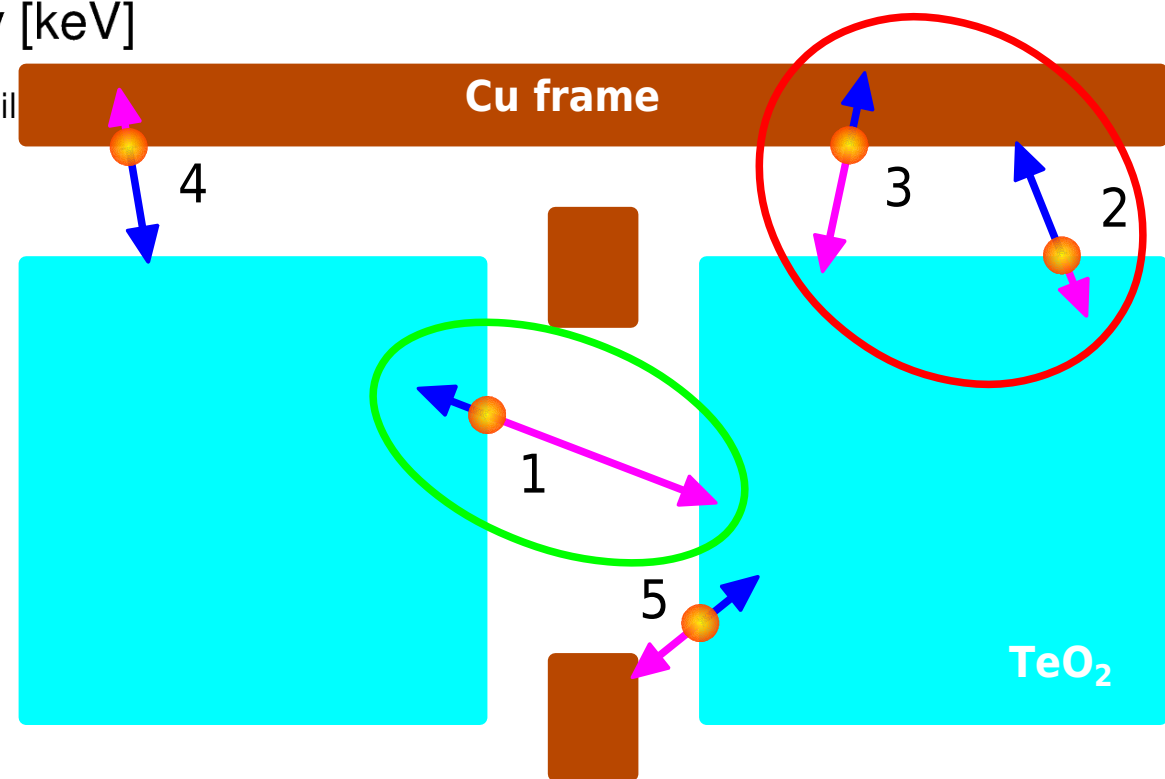


- * **NME uncertainties** can be reduced by observing $\beta\beta-0\nu$ in many different isotopes

Understanding CUORICINO (and LTDs...) background



-  recoiling daughter nucleus; E_{recoil}
 -  parent nucleus
 -  α ; E_α
- 1 discarded by coincidence cut
 - 2 peak at E_α with tail
 - 3 broad distribution up to E_α
 - 4 broad distribution up to E_{recoil}
 - 5 broad peak around E_{recoil}
- $E_{recoil} \approx 0.02E_\alpha \approx 100$ keV



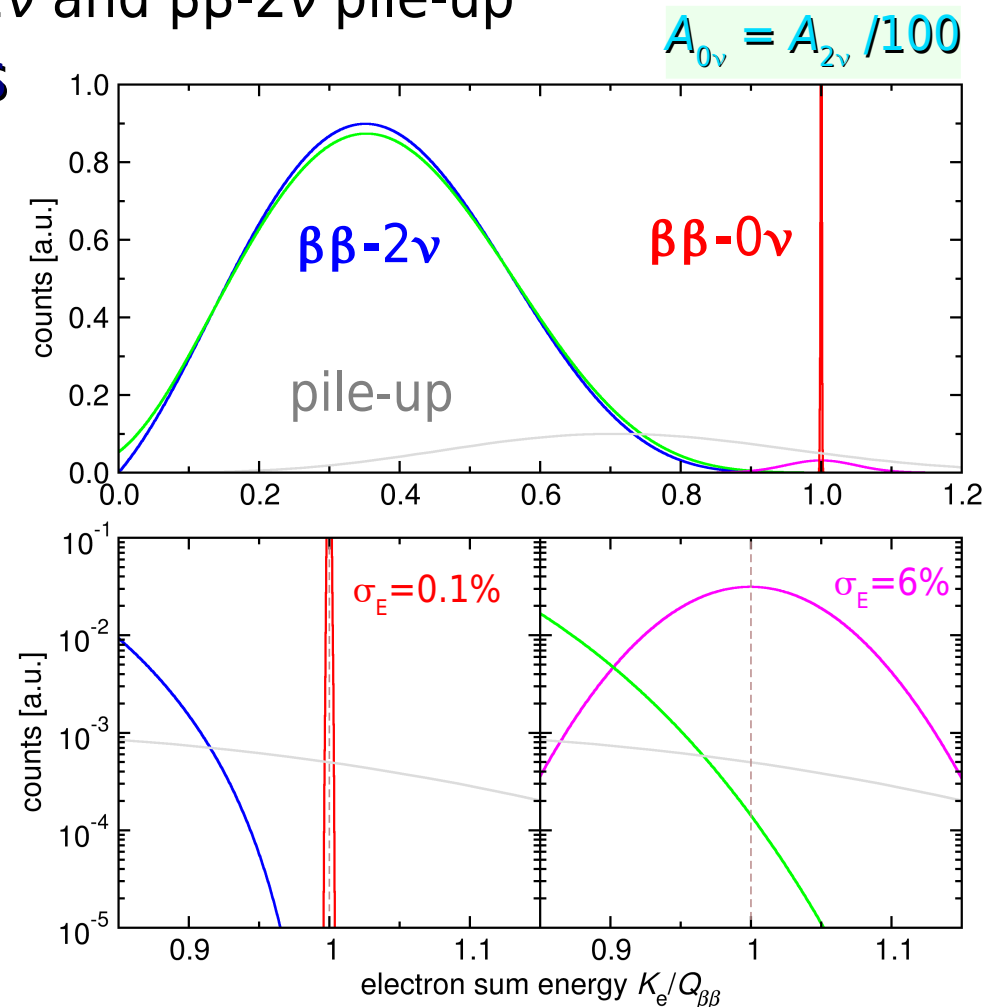
Background in LTDs

main background sources in LTDs

- ▶ $\alpha/\gamma/\beta$ in the detector
- ▶ γ/β from bulk of neighbor materials
- ▶ α from surfaces
- ▶ intrinsic internal backgrounds $\rightarrow \beta\beta-2\nu$ and $\beta\beta-2\nu$ pile-up

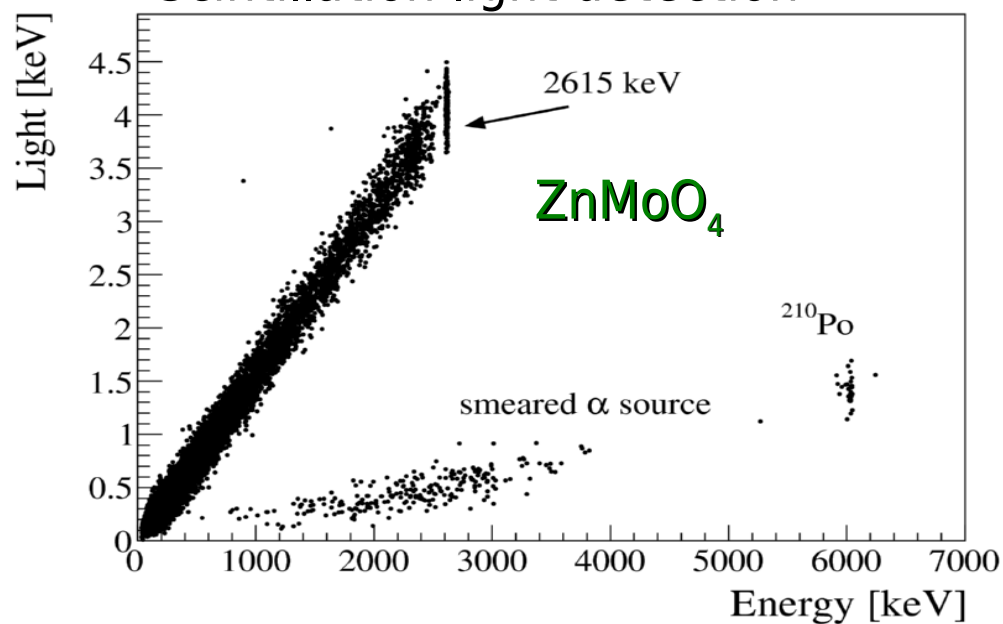
to reduce non-intrinsic backgrounds

- ▶ material selection and cleaning
- ▶ choose high $Q \rightarrow$ only α
- ▶ use α/β discrimination techniques

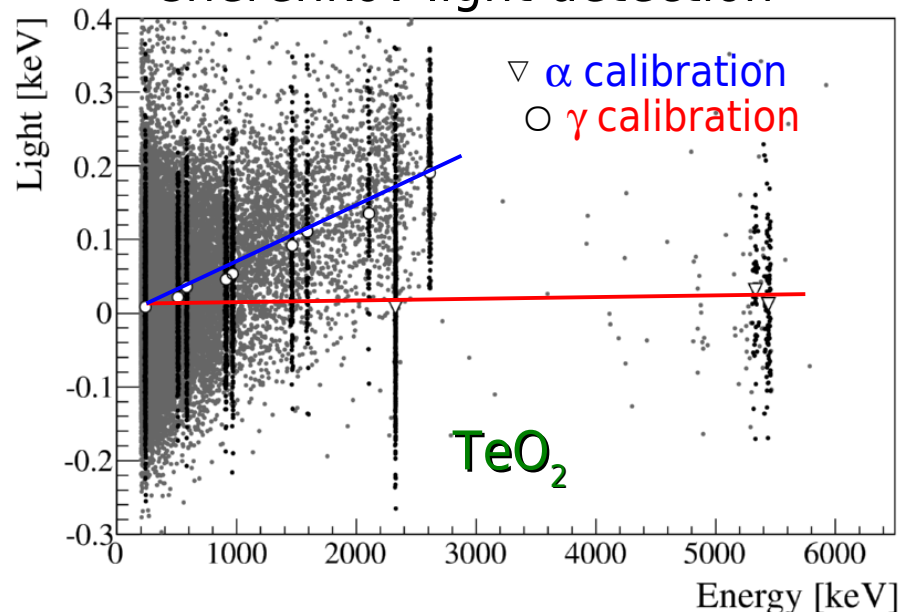


Background reduction techniques with LTDs

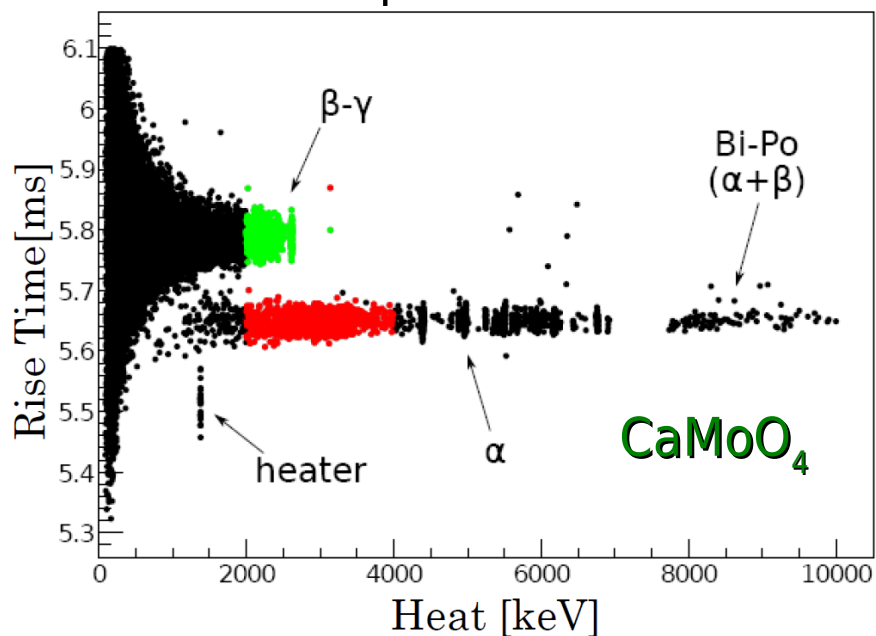
Scintillation light detection



Cherenkov light detection



Pulse shape discrimination



and more...

- AMoRE \rightarrow CaMoO_4
- LUCIFER \rightarrow ZnSe
- LUMINEU \rightarrow ZnMoO_4
- Caldera

Exploring the Inverted Hierarchy with LTDs

Detector:

$M = 1$ ton

5x5x5 cm³ detectors

$t_M = 10$ y

$\Delta E = 5$ keV

I.A. = 90%

$\tau_{\text{rise}} = 1$ ms (time resolution)

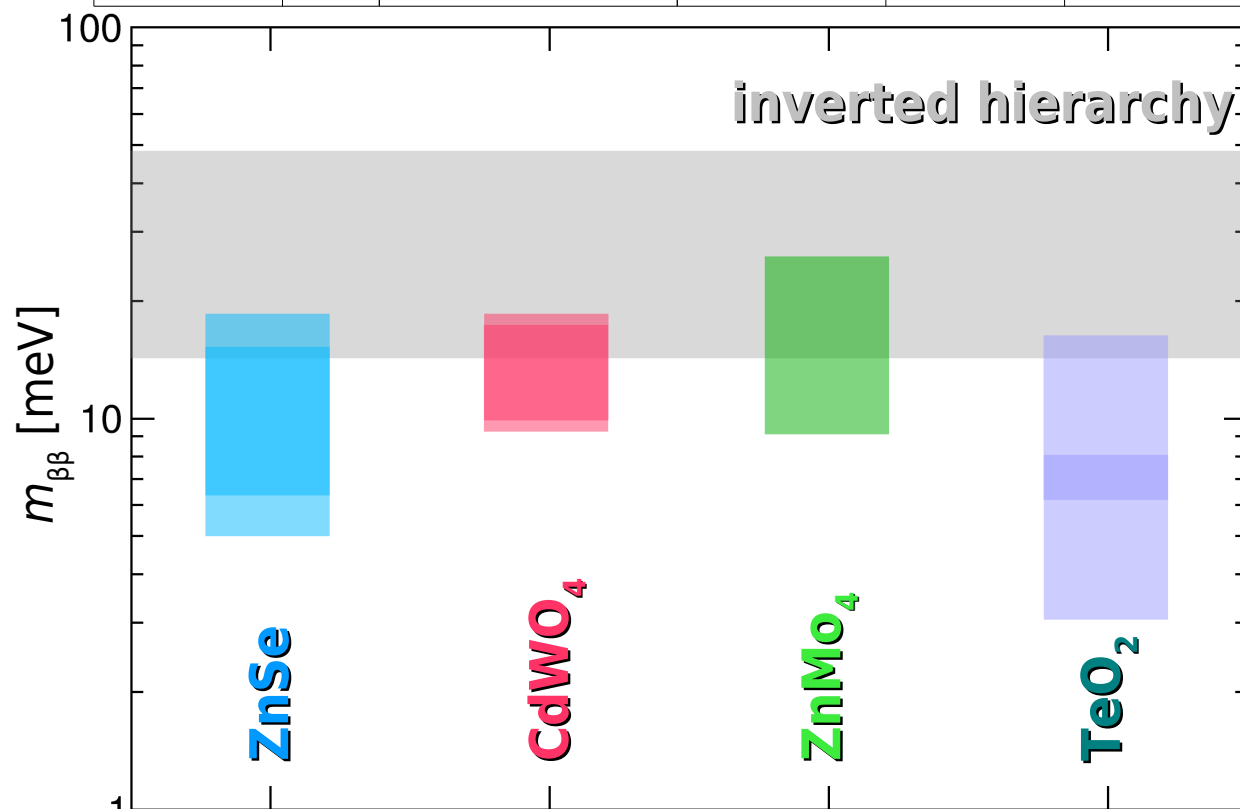
α discrimination power = 99.9%

background: 2 hypothesis

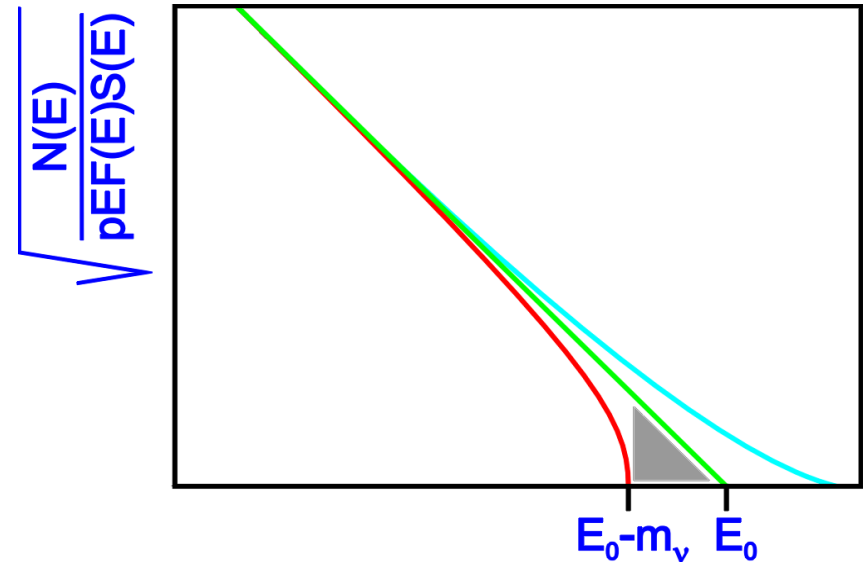
- maximum between 0.1 c/ton/y and $\beta\beta$ -2 ν pile-up
- only $\beta\beta$ -2 ν pile-up ($\beta\beta$ -2 ν background is negligible with $\Delta E = 5$ keV)

→ 90% C.L. limits using Poisson statistics

		bckg [c/ton/y]	$\tau_{0\nu}$ [y]	$m_{\beta\beta}$ min [meV]	$m_{\beta\beta}$ max [meV]
ZnSe	82	1.0E-01	6.5E+27	6	19
CdWO4	116	1.0E-01	3.0E+27	10	18
ZnMoO4	100	1.5E+00	1.4E+27	9	25
TeO2	130	1.0E-01	6.6E+27	6	16
		bckg 2ν (1ms) [c/ton/y]	$\tau_{0\nu}$ [y]	$m_{\beta\beta}$ min [meV]	$m_{\beta\beta}$ max [meV]
ZnSe	82	2.7E-02	1.0E+28	5	15
CdWO4	116	7.0E-02	3.4E+27	9	17
ZnMoO4	100	1.5E+00	1.4E+27	9	25
TeO2	130	5.0E-04	2.7E+28	3	8



Direct neutrino mass measurements



■ kinematics of weak decays

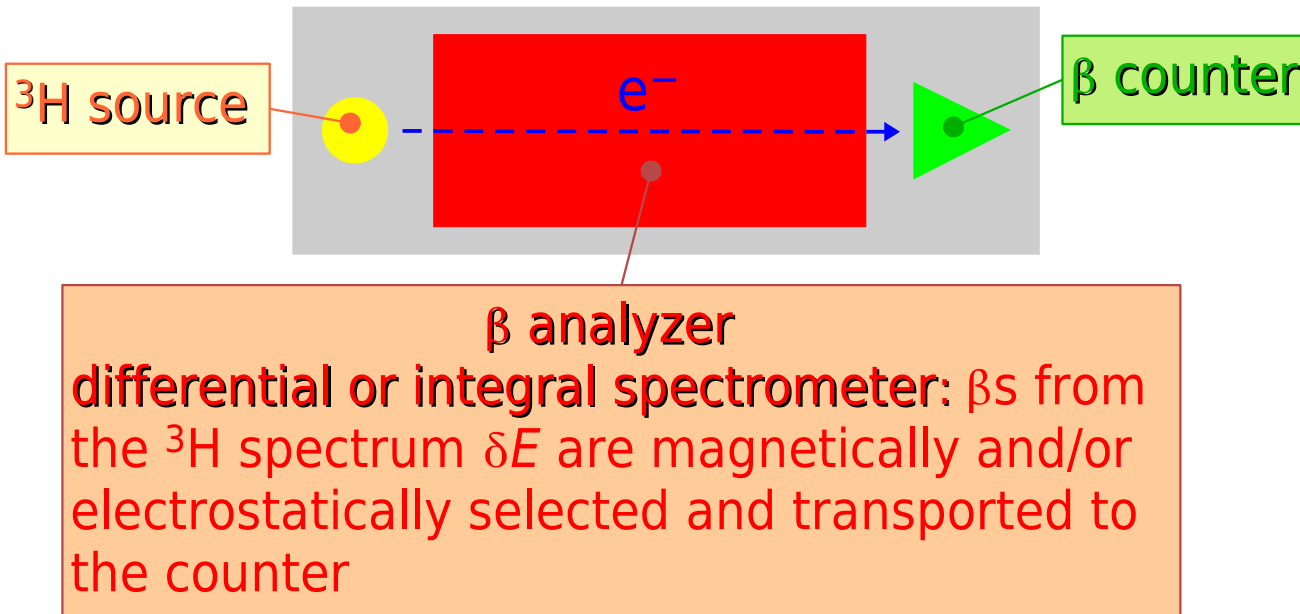
- ▶ nuclear beta decays
- ▶ use only energy and momentum conservation
- ▶ no further assumptions

■ time of flight measurements

- ▶ ν from supernovae
- ▶ use $E^2 = p^2 c^2 + m_\nu^2 c^4$ and hypothesis on emission time distribution
- ▶ sensitivity limited to ≈ 1 eV (SN1987 $\rightarrow m_\nu \lesssim 6$ eV)

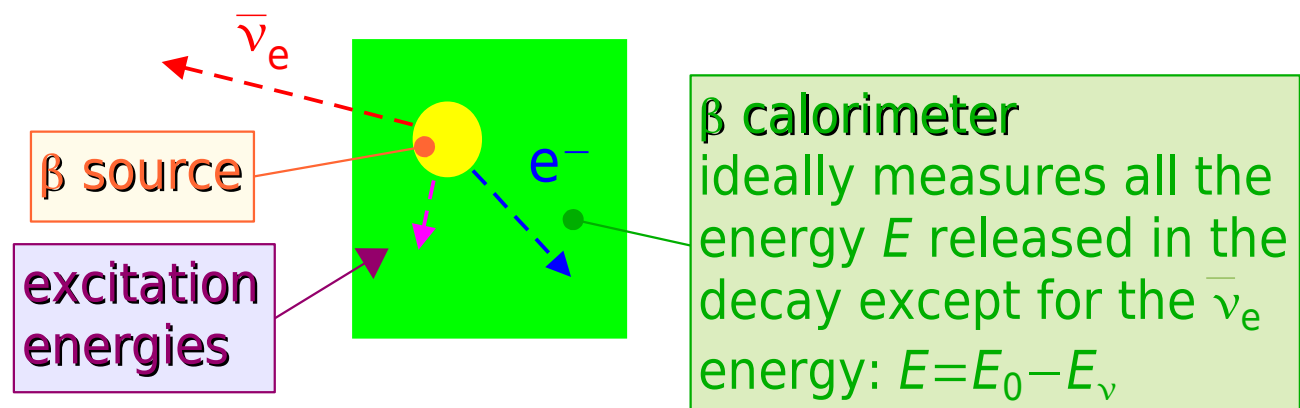
Experimental approaches

Spectrometers: source \neq detector



- ▲ high statistics
- ▲ high energy resolution
- ▼ large systematics
 - ▶ source effects
 - ▶ decays to excited states
- ▼ background

Calorimeters: source \subseteq detector

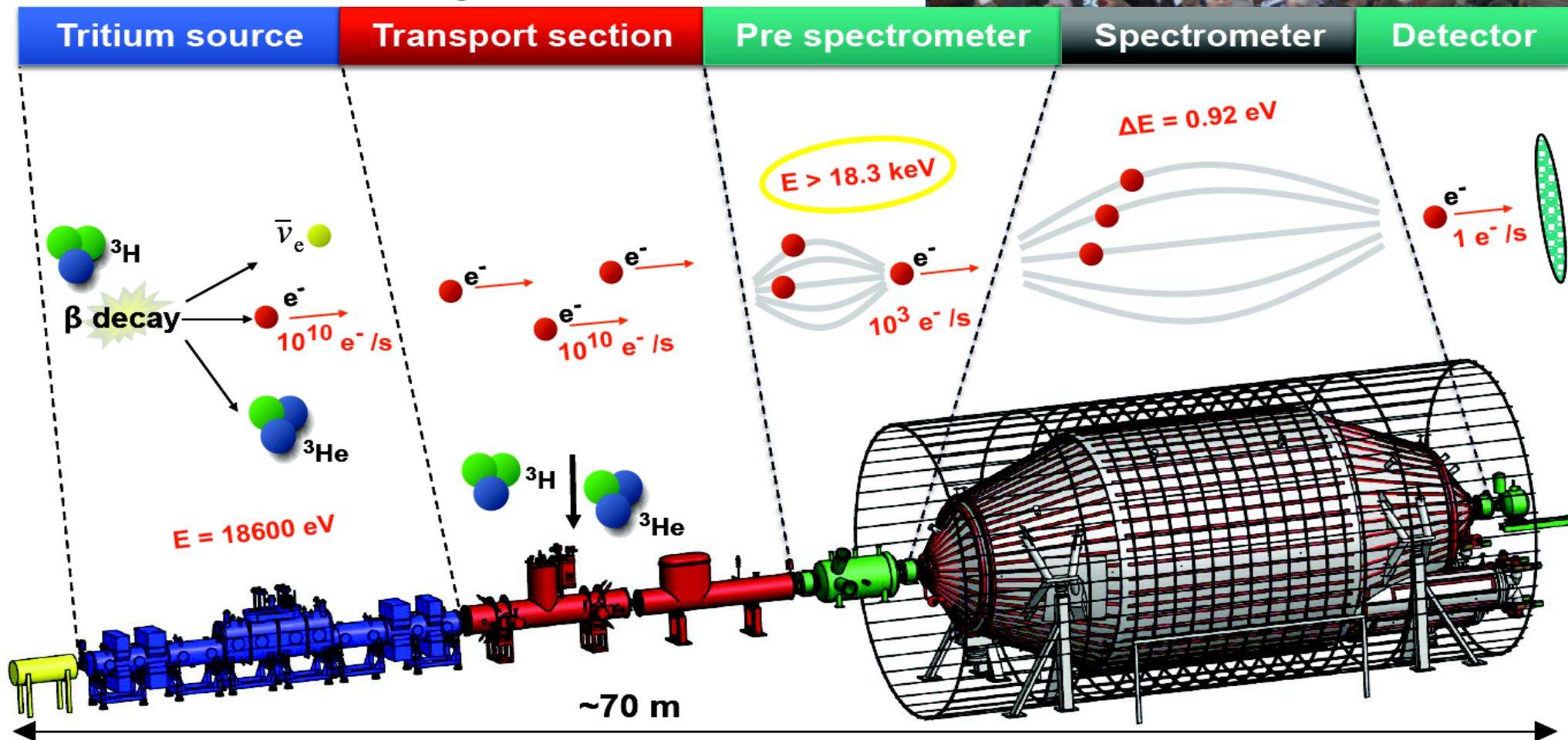


- ▲ no backscattering
- ▲ no energy losses in the source
- ▲ no atomic/molecular final state effects
- ▲ no solid state excitation
- ▼ limited statistics
- ▼ pile-up background
- ▼ spectrum related systematics

Spectrometers future: KATRIN

large electrostatic spectrometer
with gaseous ^3H source ($E_0 = 18.6\text{keV}$)

- ▶ expected statistical sensitivity
 $m_{\nu_e} < 0.2\text{ eV}$ 90% CL
- ▶ start data taking in 2014/2015

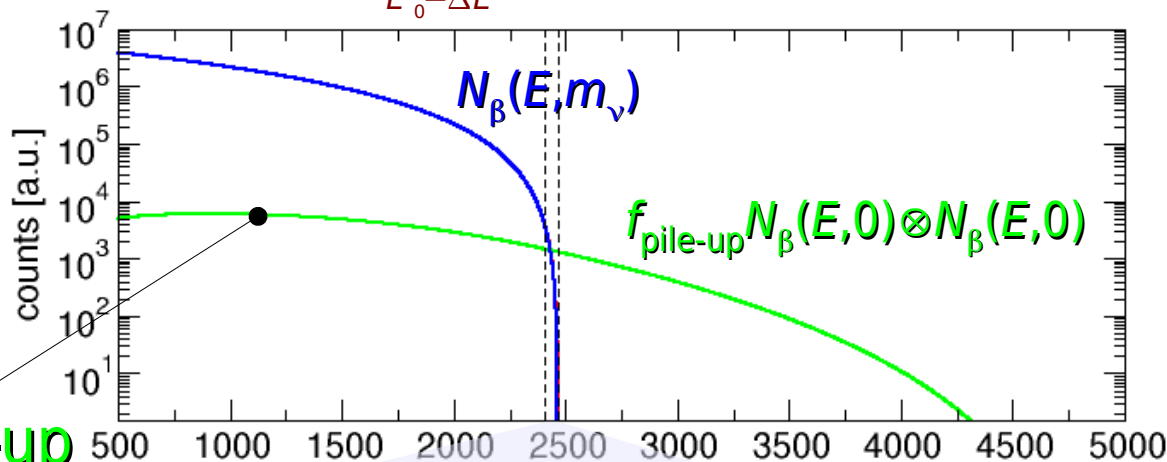


Calorimeter statistical sensitivity

resolving time τ_R analysis interval ΔE
 source activity A_β number of detectors N_{det}
 pile-up fraction $f_{pile-up} = \tau_R A_\beta$
 experimental exposure $t_M = T \times N_{det}$

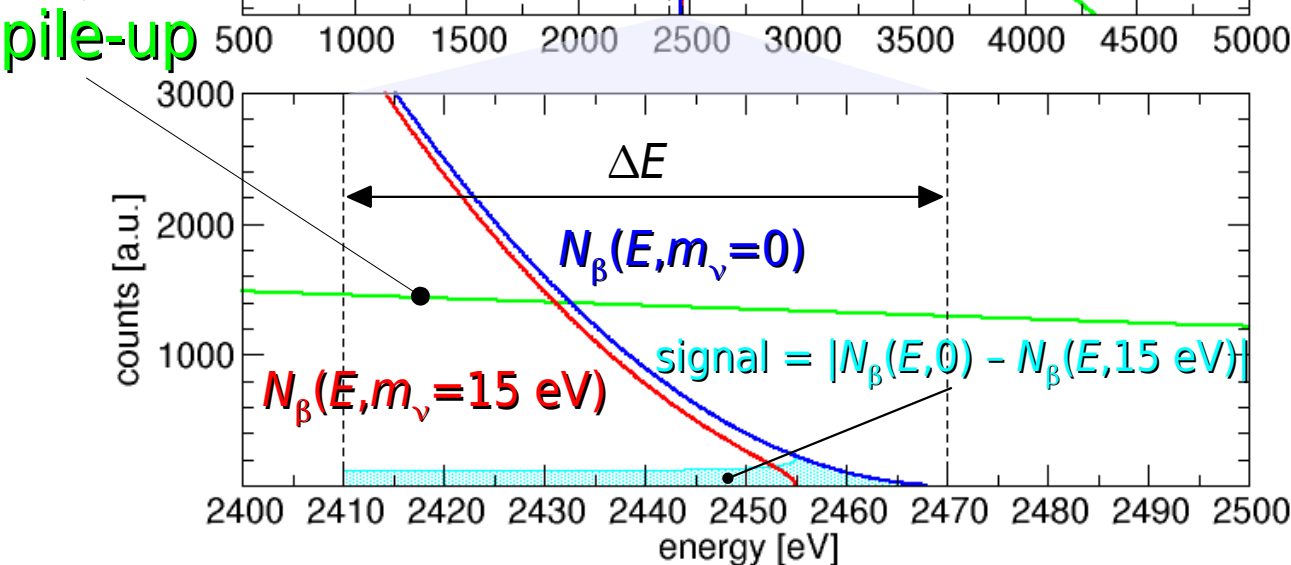
$$N_\beta(E, m_\nu) \approx \frac{3}{E_0^3} (E_0 - E)^2 \sqrt{1 - \frac{m_\nu^2}{(E_0 - E)^2}}$$

$$F_{\Delta E}(m_\nu) = A_\beta N_{det} \int_{E_0 - \Delta E}^{E_0} N_\beta(E, m_\nu) dE \quad F_{\Delta E}(0) \approx A_\beta N_{det} \frac{\Delta E^3}{E_0^3} \rightarrow \text{}^{187}\text{Re } E_0 = 2.5 \text{ keV}$$



$$f_{pile-up} = \tau_R A_\beta \ll \frac{\Delta E^2}{E_0^2} \quad \text{negligible pile-up}$$

$$\Sigma_{90}(m_\nu) \approx 0.89 \sqrt[4]{\frac{E_0^3 \Delta E}{A_\beta t_M}}$$



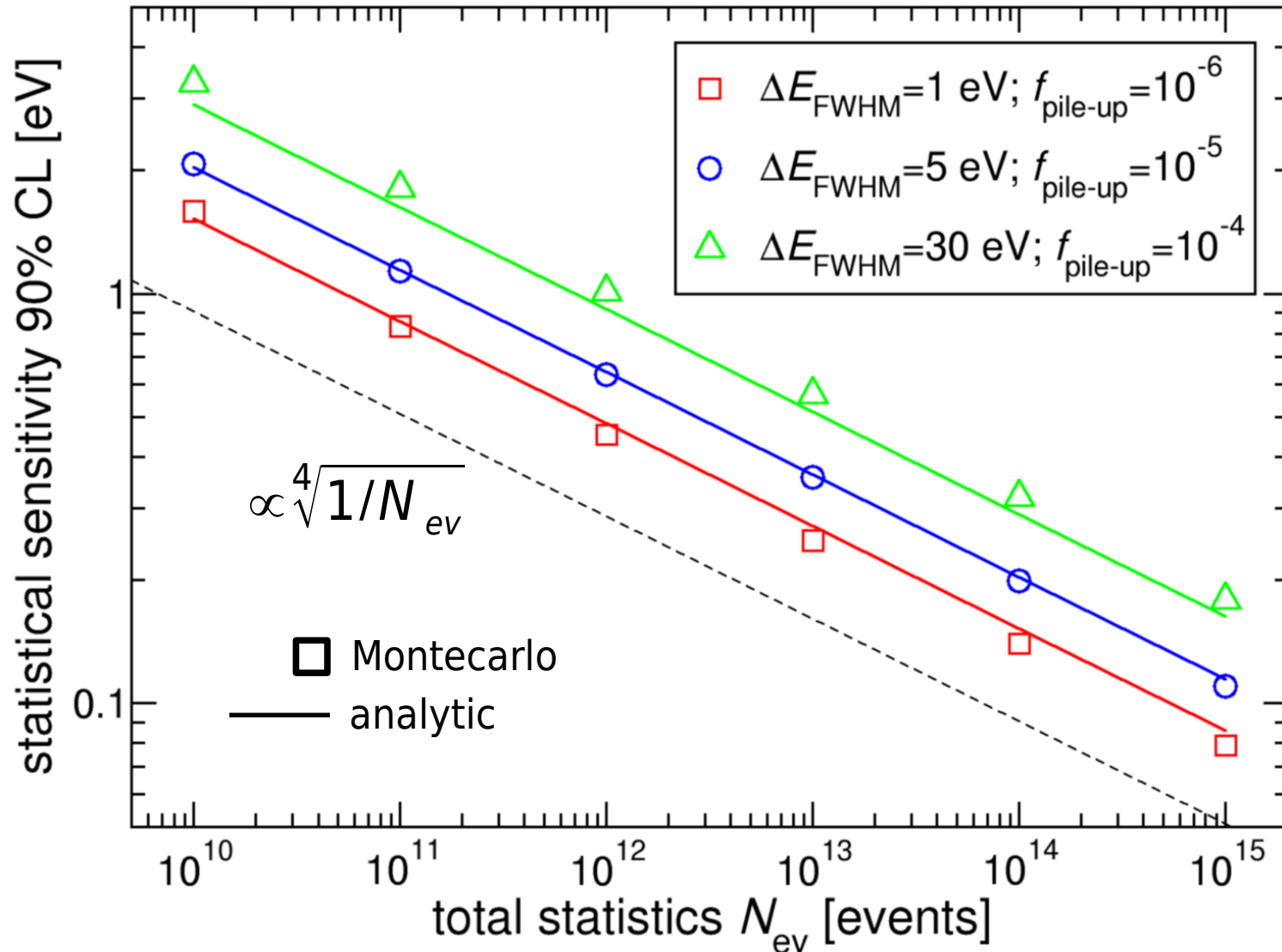
experimental challenges

- ▶ energy resolution ΔE_{FWHM}
- ▶ time resolution τ_R
- ▶ exposure $t_M = N_{det} \times T$
- ▶ single channel activity A_β

^{187}Re experiment statistical sensitivity / 1

^{187}Re past measurements

- ▶ total statistics $N_{\text{ev}} \approx 10^7$ events



A. Nucciotti et al., *Astropart. Phys.*, 34 (2010) 80 (arXiv:0912.4638v1)

¹⁸⁷Re experiment statistical sensitivity / 2

exposure required for 0.2 eV m_ν sensitivity

bkg = 0

A_β [Hz]	τ_R [μ s]	ΔE [eV]	N_{ev} [counts]	exposure [detxyear]
1	1	1	0.2×10^{14}	7.6×10^5
10	1	1	0.7×10^{14}	2.1×10^5
10	3	3	1.3×10^{14}	4.1×10^5
10	5	5	1.9×10^{14}	6.1×10^5
10	10	10	3.3×10^{14}	10.5×10^5

5000 pixels/array
8 arrays
10 years
400 g ^{nat}Re

exposure required for 0.1 eV m_ν sensitivity

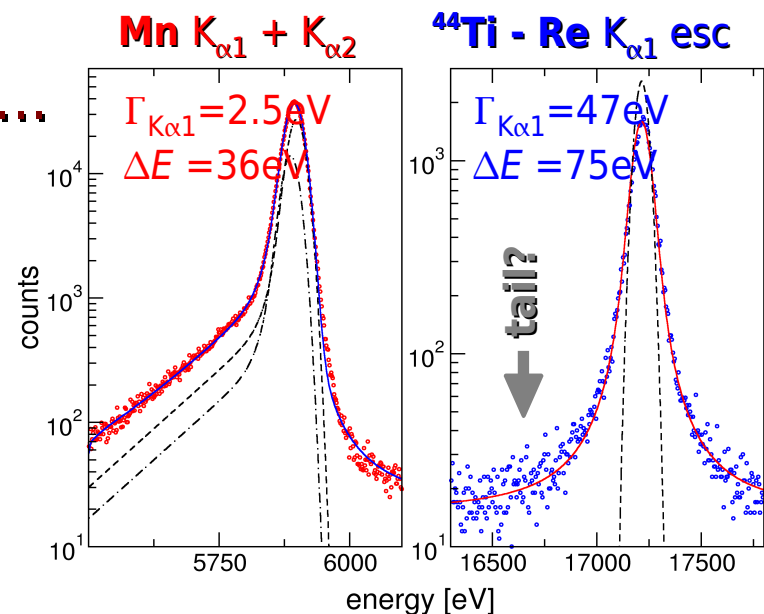
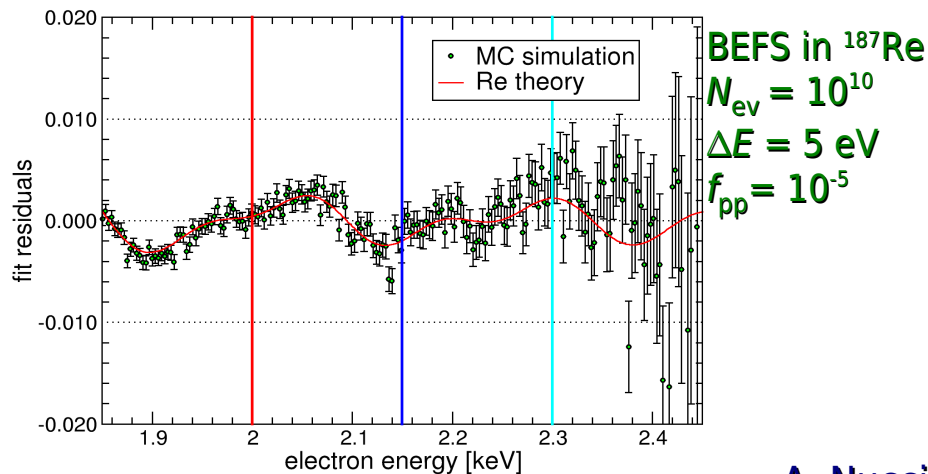
A_β [Hz]	τ_R [μ s]	ΔE [eV]	N_{ev} [counts]	exposure [detxyear]
1	0.1	0.1	1.7×10^{14}	5.4×10^6
10	0.1	0.1	5.3×10^{14}	1.7×10^6
10	1	1	10.3×10^{14}	3.3×10^6
10	3	3	21.4×10^{14}	6.8×10^6
10	5	5	43.6×10^{14}	13.9×10^6

20000 pixels/array
16 arrays
10 years
3.2 kg ^{nat}Re


Rhenium experiment status and future

- Re detector development → to date no satisfactory results with Si or Ge thermistors, TES, MMCs... in about **20 years** of testing
 - ▶ no clear understanding of Re absorber physics
 - ▶ purity and superconductivity?
 - ▶ extra C due to nuclear quadrupole moment?
- low specific activity → “large” masses → fabrication issues
- possible large systematics
 - ▶ Beta Environmental Fine Structure (BEFS)
 - ▶ spectral shape
 - ▶ detector response function
- future of Re experiments is not very bright...

AgRe04 detectors cannot provide the performances needed for **sub-eV sensitivity**
E.Ferri, talk Fri 11:15



Electron capture end-point experiment / 1

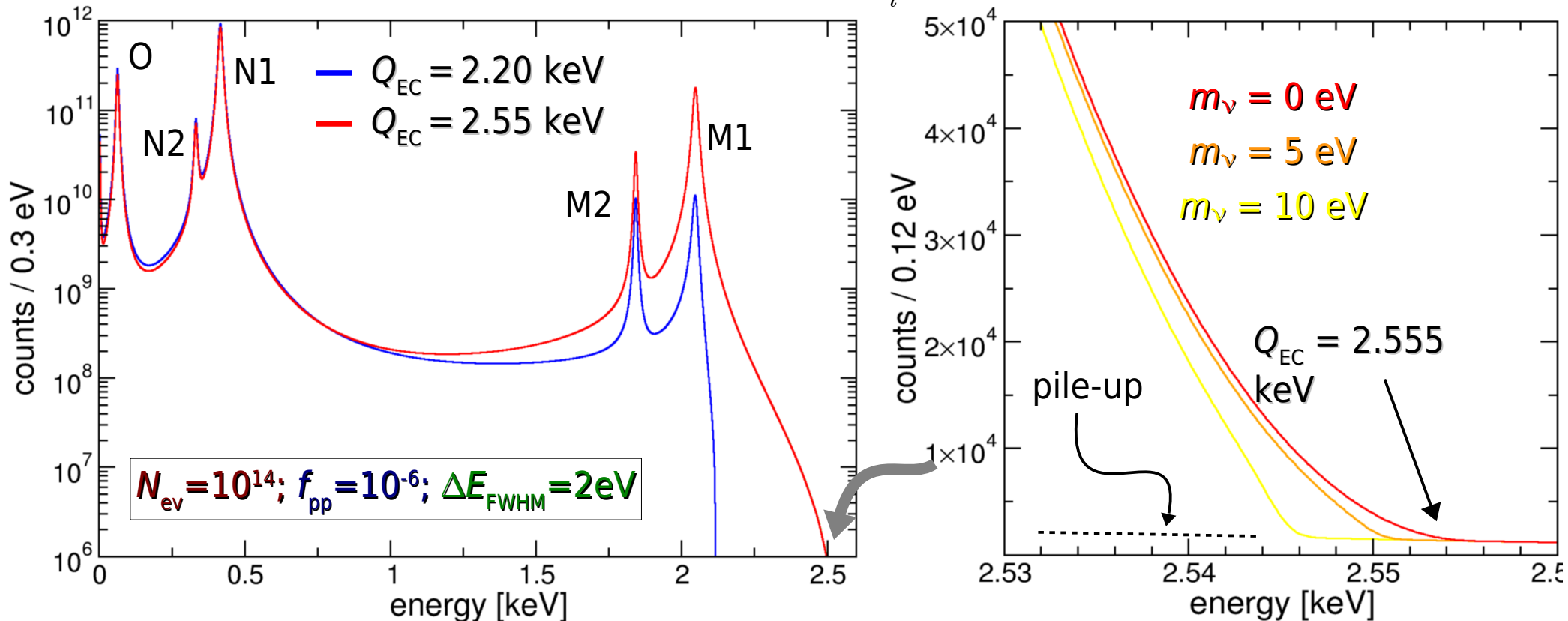


electron capture from shell \geq M1

A. De Rujula and M. Lusignoli, Phys. Lett. B 118 (1982) 429

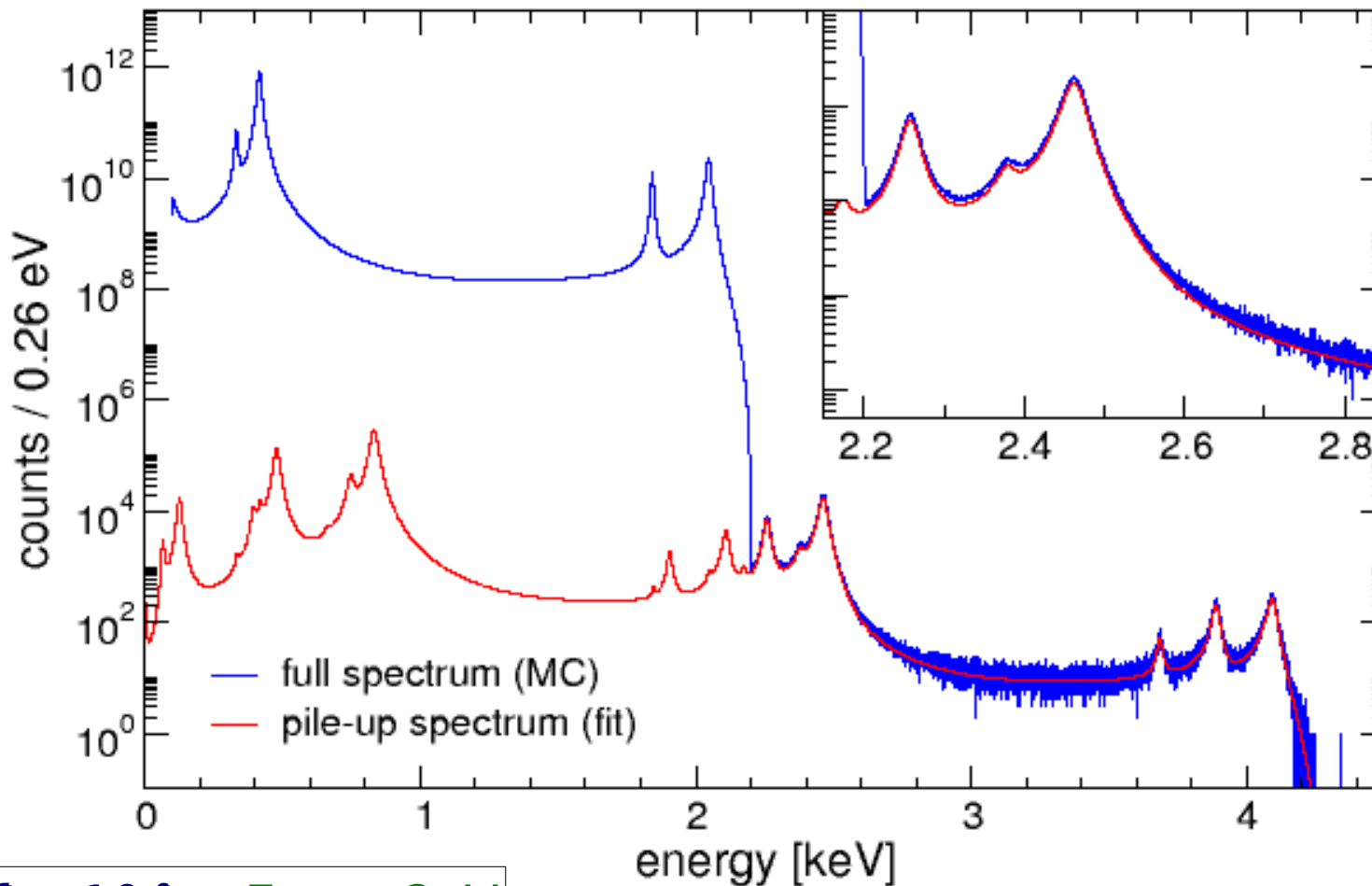
- calorimetric measurement of Dy atomic de-excitations (mostly non-radiative)
- rate at end-point and ν mass sensitivity depend on Q
 - ▶ Measured: $Q_{\text{EC}} = 2.2 \div 2.8$ keV. Recommended: $Q = 2.555$ keV
- $\tau_{1/2} \approx 4570$ years: few active nuclei are needed

$$\frac{d\lambda_{\text{EC}}}{dE_c} = \frac{G_\beta^2}{4\pi^2} (Q - E_c) \sqrt{(Q - E_c)^2 - m_\nu^2} \times \sum_i n_i C_i \beta_i^2 B_i \frac{\Gamma_i}{2\pi} \frac{1}{(E_c - E_i)^2 + \Gamma_i^2/4}$$



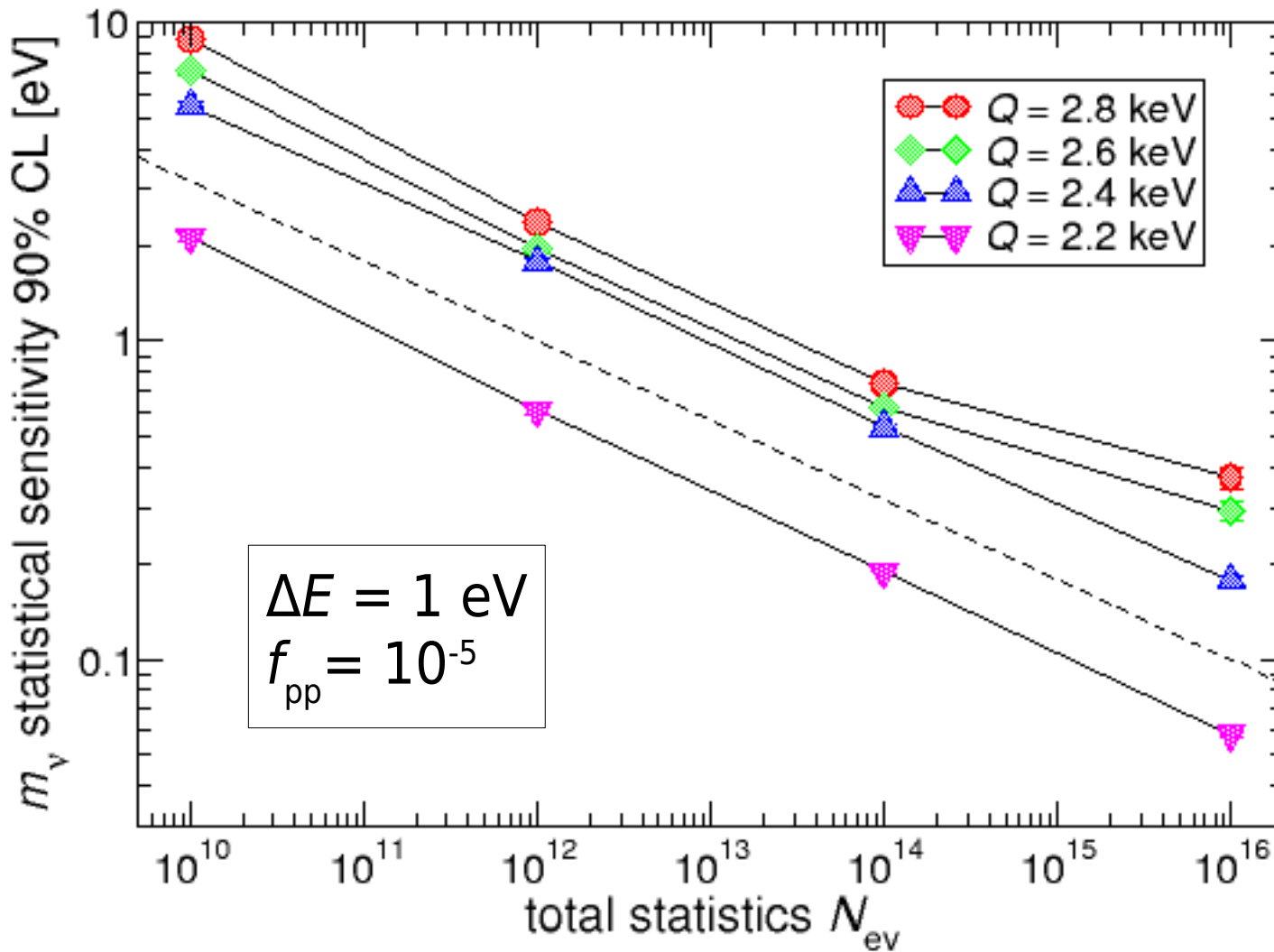
Electron capture end-point experiment / 2

- no direct **calorimetric** measurement of Q so far
- Q and atomic de-excitation spectrum poorly known
- complex pile-up spectrum



$$N_{\text{ev}} = 10^{14}; f_{\text{pp}} = 10^{-6}; \Delta E_{\text{FWHM}} = 2\text{eV}$$

Statistical sensitivity: Montecarlo simulations



^{163}Ho experiment statistical sensitivity / 1

exposure required for 0.2 eV m_ν sensitivity

A_β [Hz]	τ_R [μs]	ΔE [eV]	N_{ev} [counts]	exposure [det \times year]
1	1	1	2.8×10^{13}	9.0×10^5
1	0.1	1	1.3×10^{13}	4.3×10^5
100	0.1	1	4.6×10^{13}	1.5×10^4
10	0.1	1	2.8×10^{13}	9.0×10^4
10	1	1	4.6×10^{13}	1.5×10^5

$Q_{\text{EC}} = 2200 \text{ eV}$
 $\text{bkg} = 0$

5000 pixels/array
3 arrays
1 year
 $\approx 2 \times 10^{17}$ ^{163}Ho nuclei

exposure required for 0.1 eV m_ν sensitivity

A_β [Hz]	τ_R [μs]	ΔE [eV]	N_{ev} [counts]	exposure [det \times year]
1	0.1	0.3	1.2×10^{14}	3.9×10^6
100	0.1	0.3	6.4×10^{14}	2.0×10^5
100	0.1	1	7.4×10^{14}	2.4×10^5
10	0.1	1	4.5×10^{14}	1.5×10^6
10	1	1	7.4×10^{14}	2.4×10^6

5000 pixels/array
4 arrays
10 years
 $\approx 3 \times 10^{17}$ ^{163}Ho nuclei

^{163}Ho experiment statistical sensitivity / 2

exposure required for 0.2 eV m_ν sensitivity

A_β [Hz]	τ_R [μs]	ΔE [eV]	N_{ev} [counts]	exposure [det \times year]
1	1	1	3.8×10^{15}	1.2×10^8
1	0.1	1	1.6×10^{15}	5.3×10^7
100	0.1	1	9.8×10^{15}	3.1×10^6
10	0.1	1	3.8×10^{15}	1.2×10^7
10	1	1	9.8×10^{15}	3.1×10^7

$Q_{\text{EC}} = 2800 \text{ eV}$
 $\text{bkg} = 0$

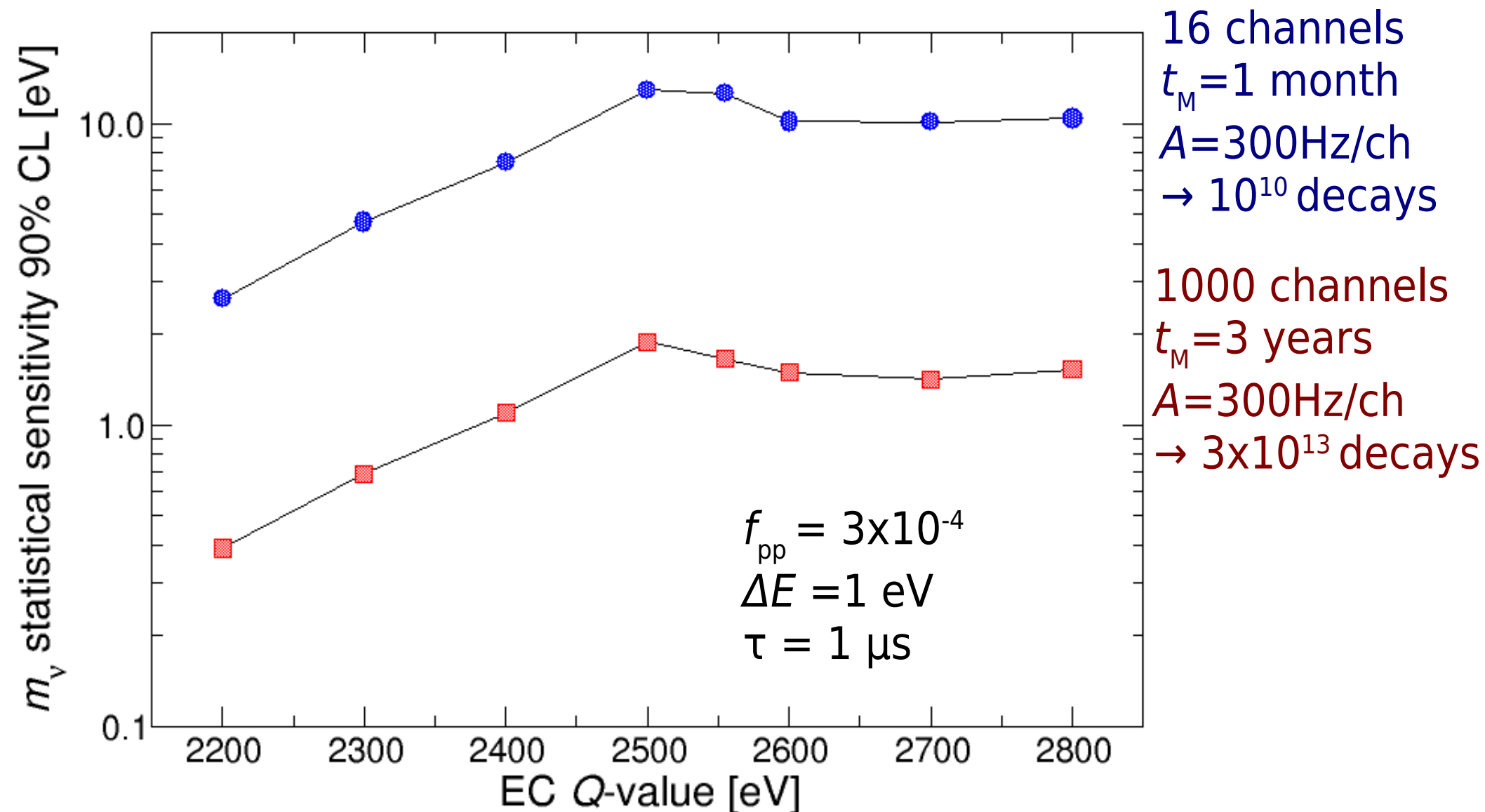
60000 pixels/array
5 arrays
5 year
 $\approx 4 \times 10^{18}$ ^{163}Ho nuclei

exposure required for 0.1 eV m_ν sensitivity

A_β [Hz]	τ_R [μs]	ΔE [eV]	N_{ev} [counts]	exposure [det \times year]
1	0.1	0.3	2.6×10^{16}	8.2×10^8
100	0.1	0.3	1.9×10^{17}	5.9×10^7
100	0.1	1	1.6×10^{17}	5.0×10^7
10	0.1	1	6.1×10^{16}	1.9×10^8
10	1	1	1.6×10^{17}	5.0×10^8

60000 pixels/array
100 arrays
10 years
 $\approx 8 \times 10^{19}$ ^{163}Ho nuclei

Small scale mid term ^{163}Ho experiments



Holmium experiment status

- **^{163}Ho seems to be better than ^{187}Re**
 - ▶ higher specific activity → don't need an Holmium detector
 - ▶ *self calibrating* → better systematics control
 - ▶ but
 - higher Q → maybe less sensitive
 - pile-up spectrum
 - chemical effects on Q
- (at least) **two LTD projects**
 - ▶ **ECHO** (L.Gastaldo, talk Fri 11:45; P. Ranitzsch, port Fri 305)
 - ▶ **MARE** (E.Ferri, talk Fri 11:15; M. Galeazzi, post Fri 109; G. Pizzigoni, post Fri 208; M. Ribeiro post Fri 306)
- **common technical challenges**
 - ▶ clean ^{163}Ho production
 - ▶ ^{163}Ho incorporation
 - ▶ large channel number → high speed MUX
 - ▶ data handling (processing, storage, ...)

¹⁶³Ho production and incorporation

■ **¹⁶³Ho production by nuclear reaction**

- ▶ high yield
- ▶ low by-products contaminations (in particular ^{166m}Ho, β $\tau_{1/2}$ = 1200y)
- ▶ not all cross sections are well known
 - neutron activation of enriched ¹⁶²Er (nuclear reactor)
 - spallation with *p* on W/Ta (ISOLDE@CERN)
 - ¹⁶³Dy(*p*,*n*)¹⁶³Ho E_p = 10 MeV (direct, low yield)
 - ^{nat}Dy(α ,*xn*)¹⁶³Er and ¹⁵⁹Tb(⁷Li, 3*n*)¹⁶³Er

GJ Kunde post. Fri 209
 M Ribeiro post. Fri 306
 G Pizzigoni post. Fri 208

■ **¹⁶³Ho Separation from Dy, Er and more ...**

- ▶ radiochemistry
- ▶ magnetic mass separation
- ▶ resonance ionization laser ion source

■ **¹⁶³Ho incorporation in detector absorber**

- ▶ implantation (+magnetic separation)
- ▶ film deposition
- ▶ liquid drop drying

D Schmidt talk Tue
 M Croce talk Fri 14:15
 M Galeazzi post Fri 109

GJ Kunde post. Fri 209

	particle	<i>p</i>	<i>n</i> 10 ¹⁴ n/cm2/s	<i>p</i> 16 MeV	<i>p</i> 24 MeV	α 40 MeV	α 40 MeV
	target	W/Ta	¹⁶² Er	^{nat} Dy	^{nat} Dy	^{nat} Dy	¹⁶¹ Dy
¹⁶³ Ho prod rate [nuclei/h]		10 ¹⁴	10 ¹³⁻¹⁵ / mg ¹⁶² Er	10 ¹⁴	10 ¹⁵	10 ¹³	10 ¹⁰

Sterile neutrinos

■ two mass ranges of interest for LTDs

- ▶ low mass (1eV) → coherent scattering
- ▶ keV mass → beta decay kink searches

■ keV mass sterile neutrinos as Warm Dark Matter

■ why WDM?

- ▶ fixes some problems with Λ CDM at small scales

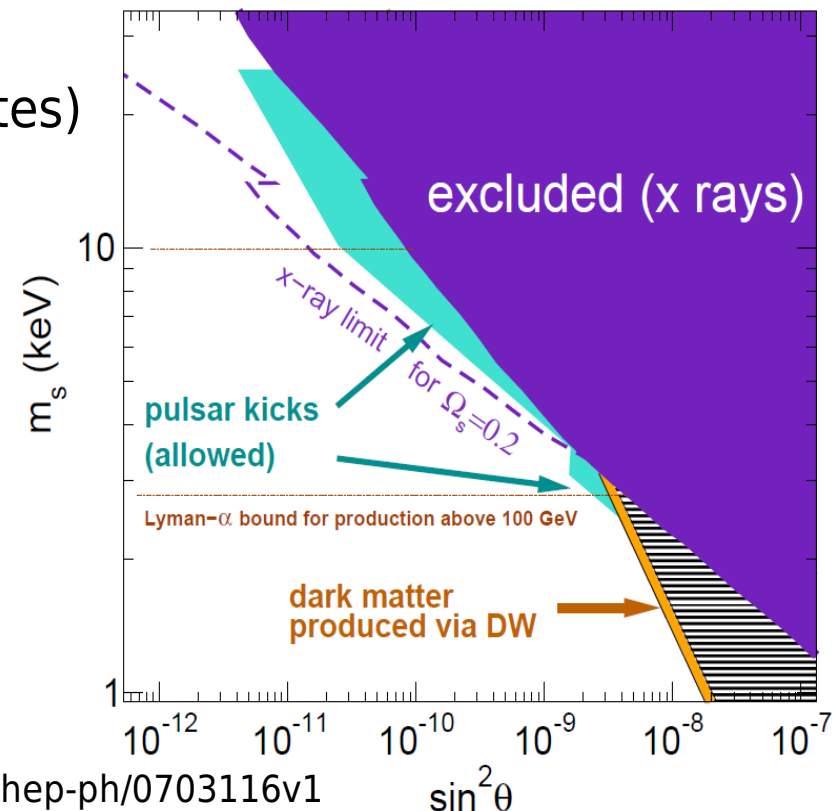
- cusped halo profiles
- overabundant sub-galactic structures (satellites)

■ limits from astrophysics observations

x-ray from sterile neutrino decay

C. Destri, H. J. de Vega, N. G. Sanchez, *New Astronomy* 22, 39 (2013)

C. Destri, H. J. de Vega, N. G. Sanchez, arXiv:1301.1864.



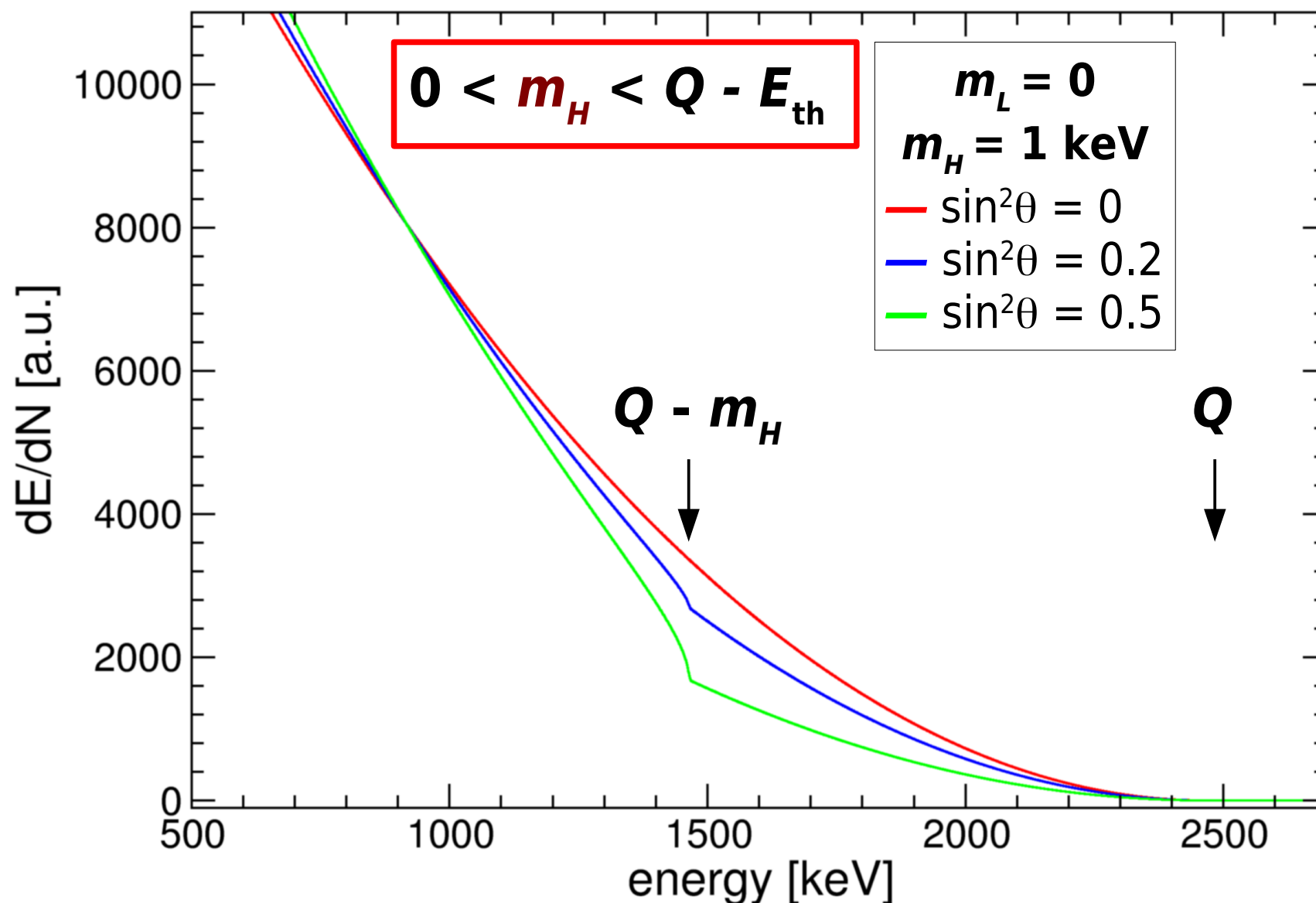
A. Kusenko, hep-ph/0703116v1

Searches for sterile neutrinos in β decay

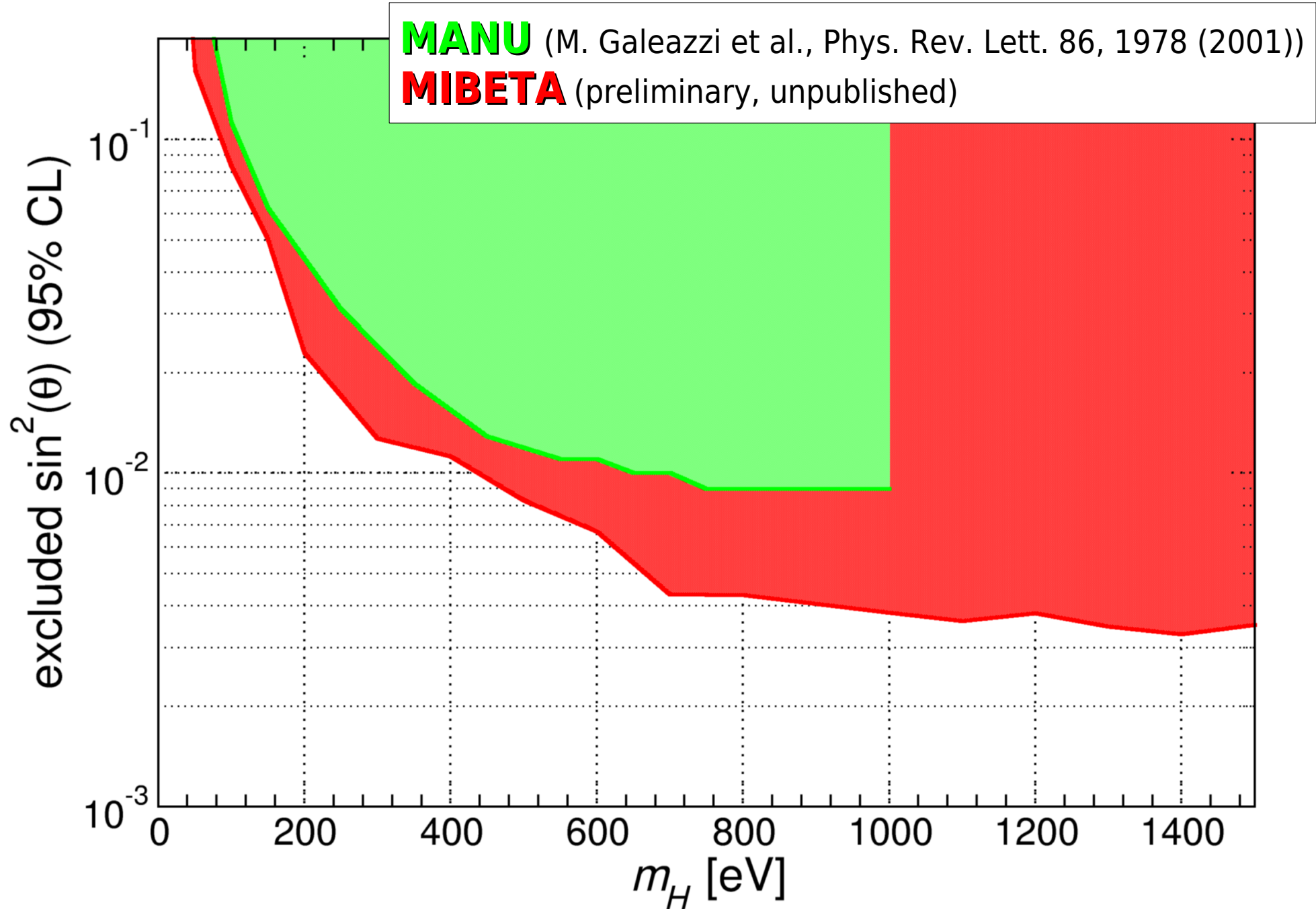
heavy neutrino emission in ^{187}Re β decay

$$\nu_e = \nu_L \cos\theta + \nu_H \sin\theta$$

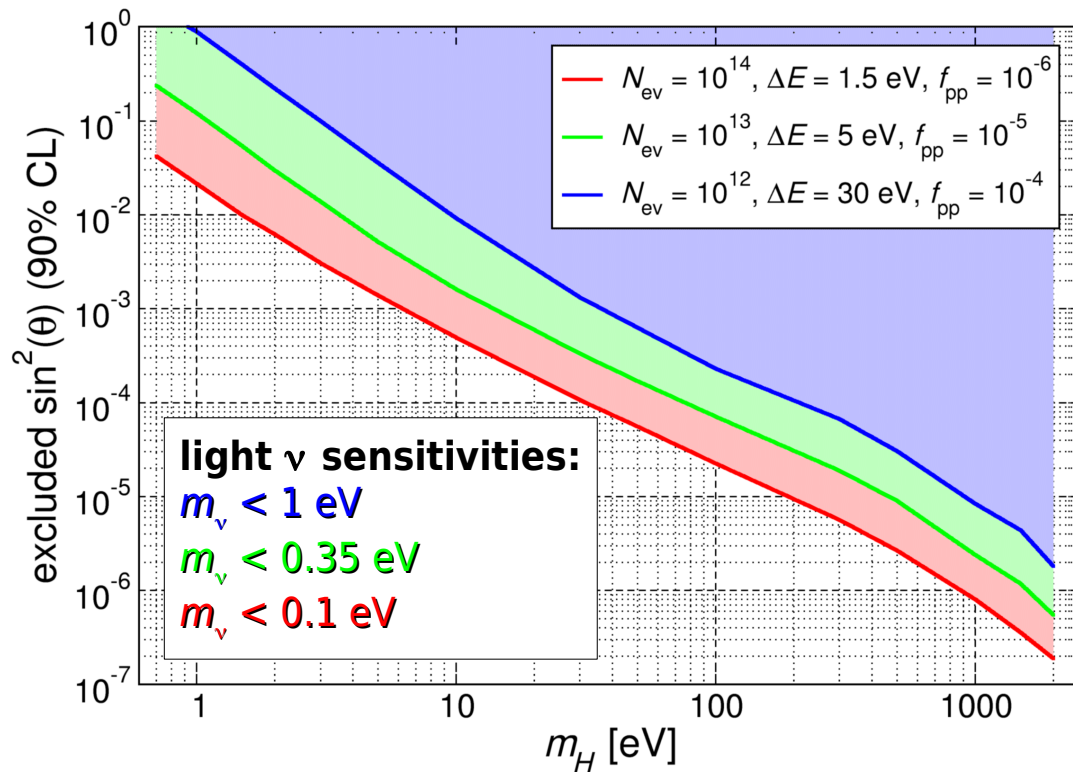
$$N_\beta(E, m_L, m_H, \theta) = \cos^2\theta N_\beta(E, m_L) + \sin^2\theta N_\beta(E, m_H)$$



Sterile neutrino emission in ^{187}Re decay

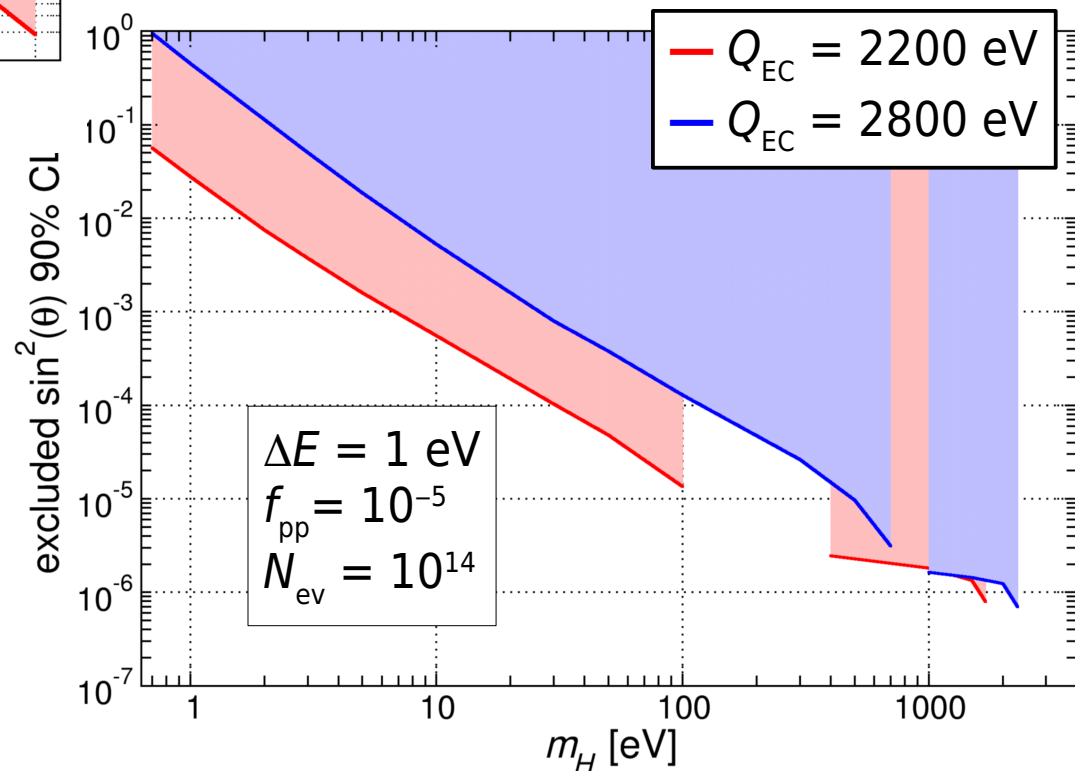


Sterile neutrino search with MARE or ECHO



\leftarrow **^{187}Re**

^{163}Ho \rightarrow



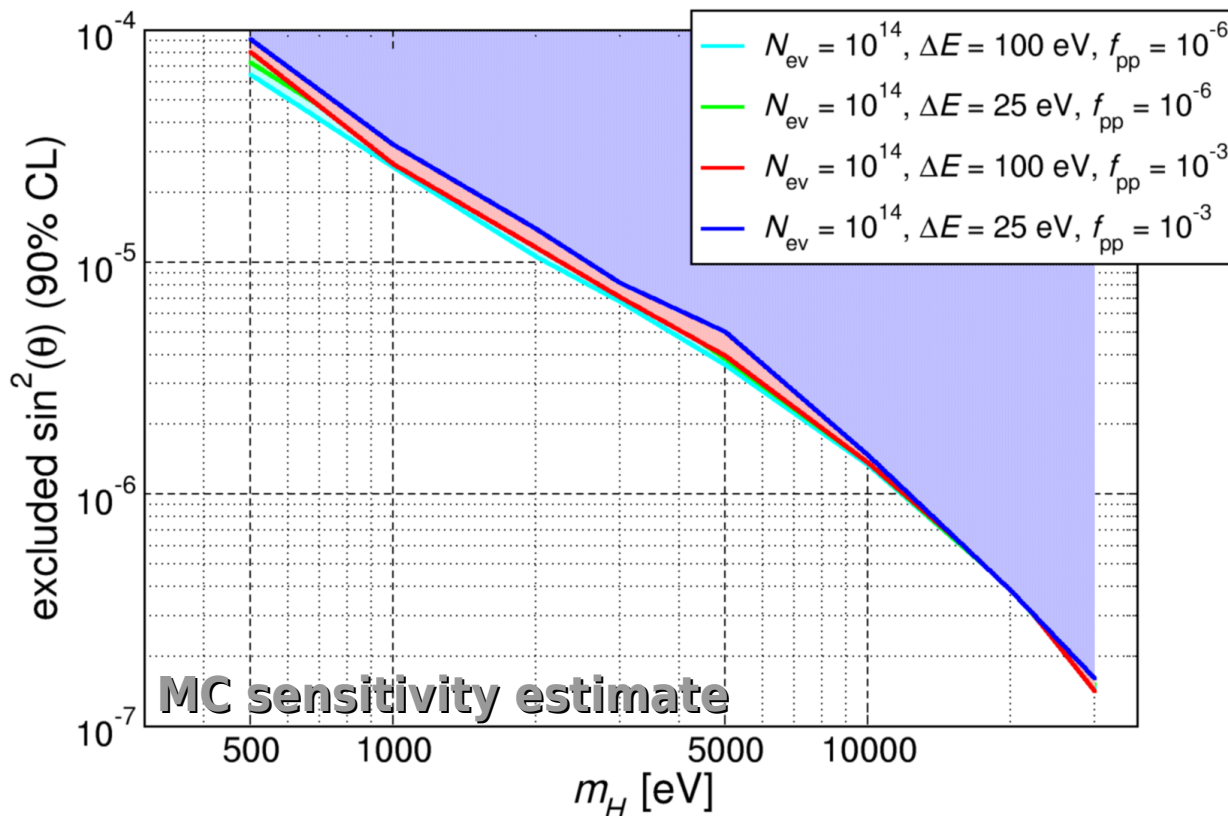
$$\sum_{90} (\sin^2(\theta)) \approx 1/\sqrt{N_{\text{ev}}}$$

Sterile neutrino emission in other β decays



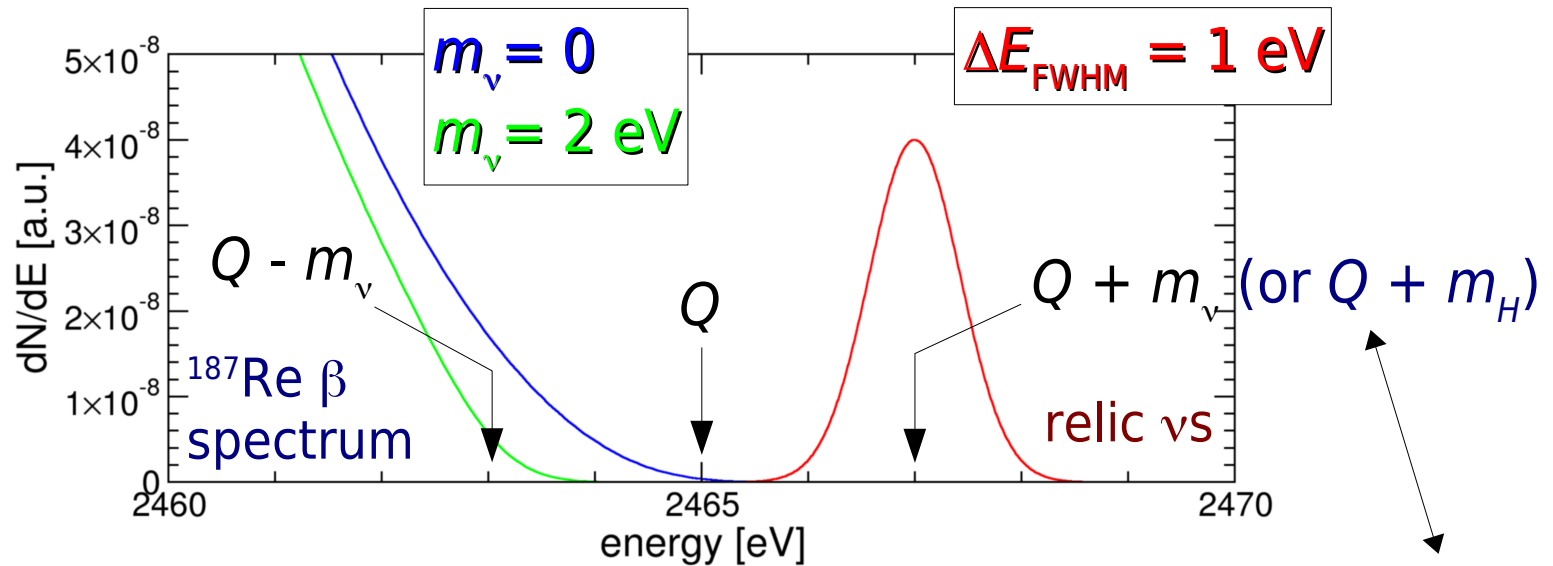
- ◆ $5/2^+ \rightarrow 1/2^-$ unique first forbidden
- ◆ end point $E_0 = 35$ keV
- ◆ half-life time: $\tau_{1/2} = 6.5 \times 10^6$ y
- ◆ Production: $^{106}\text{Pd}(n, \gamma)$

- Why thermal microcalorimeters?
 - Not for energy resolution, not for speed
 - Full energy detection against systematics
- Need a **good compound** to make thermal microcalorimeters
- Possible issues:
 - Detector size for full β containment
 - Background



1000 pixels/array
 300 dec/s per pixel
 4 arrays
 3 years

Cosmic neutrino background detection



Interaction rates in **KATRIN** and **MARE**

	relic ν_e (CvB)	isotope mass	rate	sterile ν_H $m_H = 1$ keV
$\nu + {}^3\text{H} \rightarrow {}^3\text{He} + e^-$	$0.1 \text{ y}^{-1} \text{ g}^{-1}$ (1)	100 μg	10^{-5} y^{-1}	$100 \sin^2\theta \text{ y}^{-1} \text{ g}^{-1}$ (4)
$\nu + {}^{187}\text{Re} \rightarrow {}^{187}\text{Os} + e^-$	$10^{-10} \text{ y}^{-1} \text{ g}^{-1}$ (2)	1000 g	10^{-7} y^{-1}	$10^{-7} \sin^2\theta \text{ y}^{-1} \text{ g}^{-1}$
$\bar{\nu} + e^- + {}^{163}\text{Ho} \rightarrow {}^{163}\text{Dy}^*$	$10^{-5} \text{ y}^{-1} \text{ g}^{-1}$ (3)	100 μg	10^{-9} y^{-1}	$10^{-3} \sin^2\theta \text{ y}^{-1} \text{ g}^{-1}$ (5)

ν densities

CvB: $n_\nu \approx 55 \nu_e / \text{cm}^3$ *

WDM: $n_\nu \approx 3 \times 10^5 \nu_H / \text{cm}^3$

$Q_{\text{EC}} = 2.5$ keV

* without clustering ($\rightarrow 10^2$ - 10^6 increase)

(1) R.Lazauskas et al., J. Phys. G: Part. Phys. 35, 025001 (2008)

(2) A.G.Cocco et al., J. Cosmol. Astropart. Phys. 06, 15 (2007)

R.Hodak et al., Progr. in Part. and Nucl. Phys. 66, 452 (2011)

(3) M.Lusignoli, M.Vignati, Phys. Lett., B697, 11 (2011) (arXiv:1012.0760 [hep-ph])

(4) W.Liao, Phys. Rev., D82, 73001 (2010)

Y.F.Li, Z.Z.Xing, Phys. Lett. B695, 205 (2011)

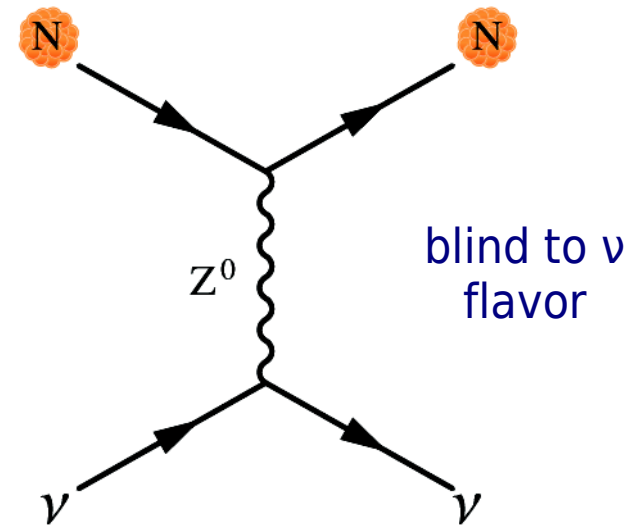
(5) Y.F.Li, Z.Z.Xing, arXiv:1104-4000 [astro-ph]

Coherent scattering

$$\frac{d\sigma}{dT} = \frac{G_F^2}{4\pi} M_A Q_W^2 \left(1 - \frac{M_A T}{2E_\nu^2}\right) F(q^2)^2$$

$$Q_W = N - Z(1 - 4\sin^2 \theta_W)$$

$$T_{\max} \leq \frac{E_\nu}{1 + \frac{M_A}{2E_\nu}}$$



- **predicted by Standard Model** but never observed

- cross section coherent enhancement ($\approx N^2$)

- **low energy nuclear recoil → use LTDs!**

- ▶ test for physics beyond SM at low momentum transfer

- ▶ ν detection

- short distance low energy oscillations → sterile ν s

- supernovae ν detection

- ν magnetic moment measurement

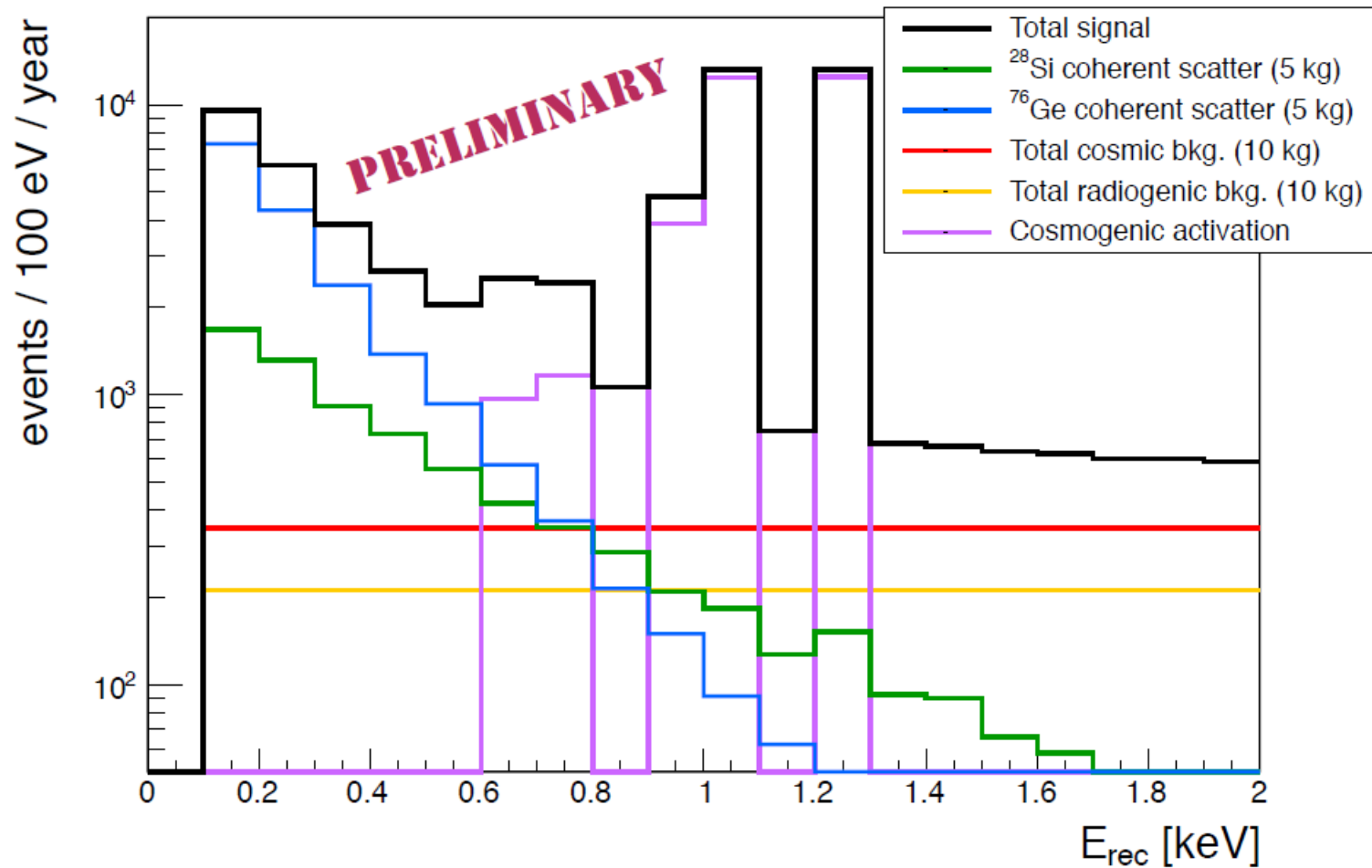
Coherent scattering LTD experiments

■ **Ricochet program**

- test SM model and search for sterile ν with oscillations
- few option under study
 - ▶ SuperCDMS low threshold (100 eV) optimized Si and Ge detectors at nuclear reactor (M. Pyle, talk Fri 8:30)
 - ▶ very low threshold (10 eV) 10^4 pixel array of ≈ 10 g Si or Ge with Electron Capture source

Ricochet at a nuclear reactor

Ricochet (5kg + 5kg = 10 kg total) event rates at ATR (reactor)



- coherent scattering detection
- search for non standard interactions
- search for sterile neutrinos by moving the detector

Ricochet with an electron capture source

Source	Half-Life	Progeny	Production	E_ν
^{37}Ar	35.04 days	^{37}Cl	$^{40}\text{Ca}(n,\alpha)^{37}\text{Ar}$	811 keV (90.2%), 813 keV (9.8%)
^{51}Cr	27.70 days	^{51}V	n capture on ^{50}Cr	747 keV (81.6%), 427 keV (9%), 752 keV (8.5%)
^{65}Zn	244 days	^{65}Cu	n capture on ^{64}Zn	1343 keV (49.3%), 227 keV (50.7%)

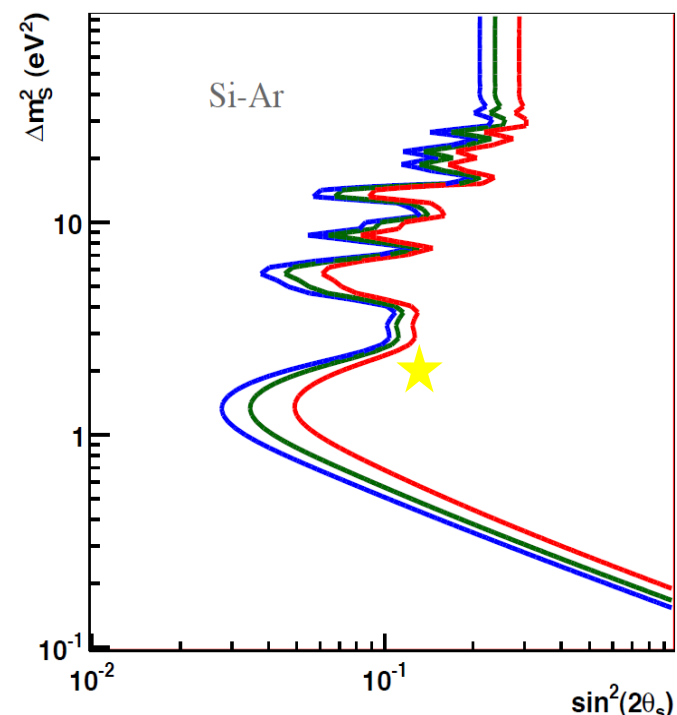
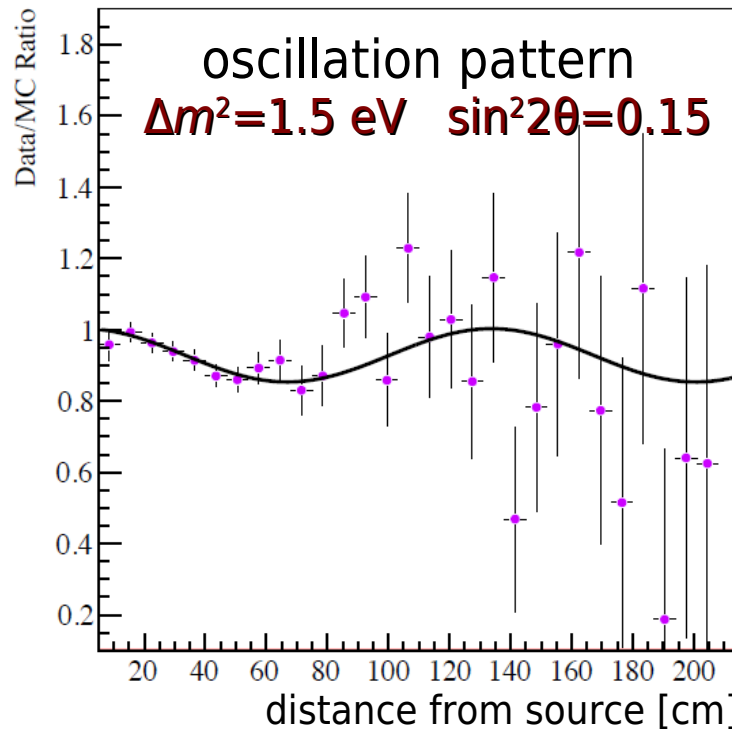
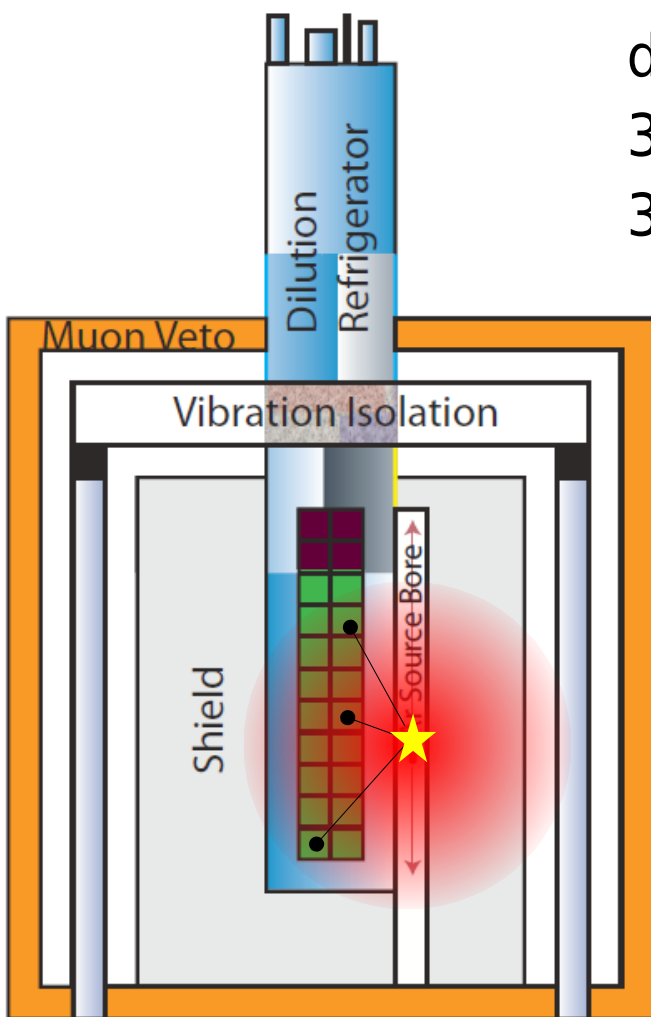
detector: 10^4 pixel

→ 500kg Si (or 200kg Ge)

deep underground site and bkg=1 c/kg/day

^{37}Ar source 5MCi → 800 keV ν

300 days exposure

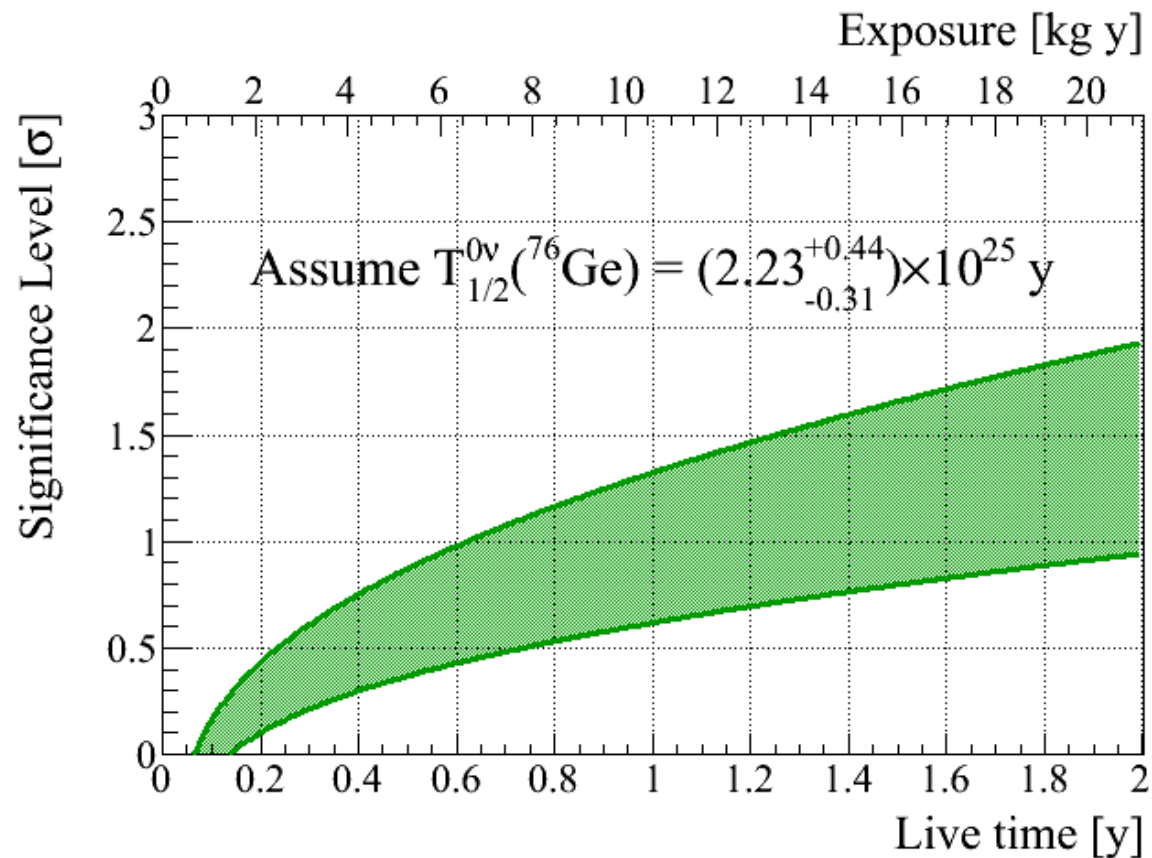


Conclusions

- Low temperature detectors do play a key role in neutrino physics
- For next generation experiments the technical challenge is becoming daunting (as for other techniques...)
- The effort requires always larger collaborations

Backups...

Checking Heidelberg claim



Significance level at which CUORE-0 can observe a DBD signal consistent with the claim in ^{76}Ge (KK-HK), assuming 0.05 c/keV/kg/y background

- The inner band corresponds to the best-fit value of the claim; the range arises from the “1 σ ” range of QRPA NME calculations in A. Faessler et al., Phys. Rev. D79 (2009) 053001
- The outer band also includes the 1 σ error on the ^{76}Ge claim

$$b = 0.05 \text{ c/keV/kg/y}, T = 2 \text{ y}$$

$$T_{1/2} \text{ sensitivity} = 5.9 \times 10^{24} \text{ y (90\% CL)}$$

$$\langle m_{ee} \rangle < (204 \div 533) \text{ meV}$$